

“Stay Connected” with



Bushings, Grommets, HEYcaps & Plugs

a PennEngineering® Company

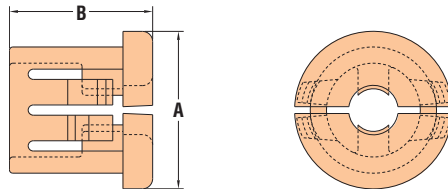
## Heyco® Snub Bushings

Multiple Locking Steps for Panel Thickness up to .125" (3,2 mm)  
Mounting Hole Diameter Range: .375" (9,5 mm) to .875" (22,2 mm)

MOUNTING HOLE DIAMETER		APPROXIMATE CABLE DIAMETER* ACCOMMODATED		PART NO. Black	DESCRIPTION	PART DIMENSIONS			
in.	mm.	in.	mm.			A Head Diameter		B Overall Height	
.375	9,5	1/8	3,2	<b>2034</b>	K 375-125	.46	11,7	.42	10,7
.437	11,1	3/16	4,8	<b>2047</b>	K 437-187	.47	11,9	.44	11,2
.500	12,7	1/4	6,4	<b>2057</b>	K 500-250	.56	14,2		
.625	15,9	3/8	9,5	<b>2068</b>	K 625-375	.73	18,5		
.750	19,1	1/2	12,7	<b>2088</b>	K 750-500	.91	23,0		
.875	22,2	5/8	15,9	<b>2109</b>	K 875-625	1.02	25,8	.48	12,3

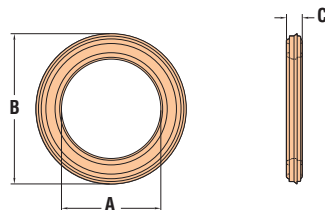
Standard color black. Consult Heyco for white and other colors.

\*Consult Heyco for other Mounting Hole and Inside Diameter configurations. Our Axcell Rapid Response Team is ready to meet your requirements.



## Heyco® Sealing Washers

WILL FIT THESE ELECTRICAL FITTING NPT TRADE SIZES	PART NO. Black	DESCRIPTION	PART DIMENSIONS					
			A Inside Diameter		B Outside Diameter		C Thickness	
			in.	mm.	in.	mm.	in.	mm.
1/4	<b>3258</b>	SW 1/4	.54	13,7	.80	20,2	.13	3,2
3/8	<b>3259</b>	SW 3/8	.67	17,0	1.01	25,5		
1/2	<b>3260</b>	SW 1/2	.85	21,6	1.24	31,5		
3/4	<b>3261</b>	SW 3/4	1.03	26,2	1.50	38,1	.14	3,4
1	<b>3262</b>	SW 1	1.28	32,5	1.77	45,0	.18	4,4
1-1/4	<b>3264</b>	SW 1-1/4	1.66	42,2	2.16	54,8	.16	4,1
1-1/2	<b>3265</b>	SW 1-1/2	1.86	47,2	2.44	62,0		
2	<b>3257</b>	SW 2	2.32	58,9	2.93	74,4	.18	4,6



Snub Bushing		Sealing Washers	
Material	Nylon 6/6	Material	Thermoplastic Elastomer
Certifications	Recognized under the Component Program of Underwriters' Laboratories, File E15331 (Snub Bushings only) Certified by Canadian Standards Association, File 8919 (Snub Bushings only)		
Flammability Rating	94V-2		94-V0
Temperature Range	-4°F (-18°C) to 221°F (105°C)		



- The ID opens to accept the cable then closes firmly when installed into the mounting hole.
- Provide insulation plus light strain relief.
- Suitable for 1/8" (3,2 mm) to 5/8" (15,9 mm) diameter cable, tubing or hose.



- Make fittings and connectors liquid tight, dust tight, and oil tight at enclosure.
- Suitable for wet locations requiring a separate gasket between the box and fitting.
- Also suitable for other panel sealing applications.
- Easy to install since washers seal off on the perimeter, not on the connector threads.
- Special double sealing ridges compensate for minor unevenness at enclosure.

Quick Specs



- For use in panels as thin as .020" (0,5 mm).
- Convert raw-edged holes to smooth, neat, insulated holes.
- Insulate and mechanically protect electrical and telecommunications cables, tubing, hose, rope, and utility lines.
- Locking fingers snap into holes with fingertip pressure.
- Locking fingers in fractional increments up to the maximum panel thickness.
- Withstand a push back force of greater than 35 pounds.
- Available in multiple sizes for use in .218" (5,5 mm) to .875" (22,2 mm) diameter holes.

## Heyco® Thin Panel Bushings

Multiple Locking Steps for Panels as Thin as .020" (0,5 mm)  
Mounting Hole Diameter Range: .218" (5,5 mm) to .875" (22,2 mm)\*

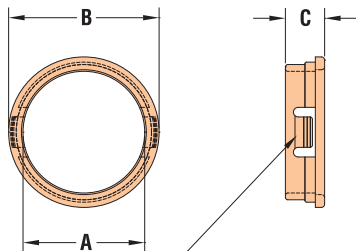
PANEL DIMENSIONS				PART NO.		DESCRIPTION	PART DIMENSIONS					
Thickness at Locking Finger Steps		Mounting Hole Diameter*		Black	White		A Inside Diameter		B Head Diameter		C Overall Height	
in.	mm.	in.	mm.				in.	mm.	in.	mm.	in.	mm.
Three Steps to .048" (1,2 mm) Thick												
.020	0,5	.218	5,5	<b>2859N</b>	<b>2860N</b>	B 218-125N	.13	3,2	.28	7,1	.24	6,0
		.250	6,4	<b>2003N</b>	<b>2004N</b>	B 250-187N	.19	4,7	.31	7,9		
.032	0,8	.281	7,1	<b>2853N</b>	<b>2854N</b>	B 281-218N	.22	5,6	.34	8,7	.25	6,4
		.312	7,9	<b>2810N</b>	<b>2811N</b>	B 312-250N	.25	6,3	.38	9,5		
.048	1,2	.343	8,7	<b>2856N</b>	<b>2857N</b>	B 343-218N	.22	5,6	.41	10,3	.25	6,4
		.375	9,5	<b>2803N</b>	<b>2804N</b>	B 375-250N	.25	6,3	.44	11,1		
Five Steps to .064" (1,6 mm) Thick												
.020	0,5	.500	12,7	<b>2820N</b>	<b>2821N</b>	B 500-375N	.38	9,5	.56	14,3	.25	6,4
.032	0,8	.625	15,9	<b>2827N</b>	<b>2828N</b>	B 625-500N	.50	12,7	.70	17,9		
.040	1,0	.750	19,1	<b>2836N</b>	<b>2837N</b>	B 750-625N	.63	15,9	.83	21,1	.25	6,4
.064	1,6	.875	22,2	<b>2850N</b>	<b>2851N</b>	B 875-750N	.75	19,0	.95	24,0		

Standard colors black and white. Consult Heyco for other colors.

\*Consult Heyco for other mounting hole diameters. Our Axcell Rapid Response Team is ready to meet your requirements.

## Heyco® Thin Panel versus Shorty Bushings

Choose from Multiple Locking Steps, for the Fit and Finish Your Application Requires



MULTIPLE FINGER STEPS FOR TIGHT, FINISHED PANEL FIT.

Mounting Hole Diameter	PANEL DIMENSIONS						PART NO.		DESCRIPTION
	Maximum Thickness Locking Steps						Black	White	
	inches/millimeters								
in.	mm.	.020 0,5	.032 0,8	.040 1,0	.048 1,2	.064 1,6			
.218	5,5	x	x		x		<b>2859N</b>	<b>2860N</b>	B 218-125N
						x	<b>2859</b>	<b>2860</b>	B 218-125
.250	6,4	x	x		x		<b>2003N</b>	<b>2004N</b>	B 250-187N
		x	x		x		<b>2853N</b>	<b>2854N</b>	B 281-218N
.281	7,1					x	<b>2853</b>	<b>2854</b>	B 281-218
		x	x		x		<b>2810N</b>	<b>2811N</b>	B 312-250N
.312	7,9				x		<b>2810</b>	<b>2811</b>	B 312-250
		x	x		x		<b>2856N</b>	<b>2857N</b>	B 343-218N
.343	8,7					x	<b>2856</b>	<b>2857</b>	B 343-218
		x	x		x		<b>2803N</b>	<b>2804N</b>	B 375-250N
.375	9,5					x	<b>2803</b>	<b>2804</b>	B 375-250
		x	x	x	x		<b>2820N</b>	<b>2821N</b>	B 500-375N
.500	12,7			x	x		<b>2820</b>	<b>2821</b>	B 500-375
		x	x	x	x	x	<b>2827N</b>	<b>2828N</b>	B 625-500N
.625	12,7			x	x		<b>2827</b>	<b>2828</b>	B 625-500
		x	x	x	x	x	<b>2836N</b>	<b>2837N</b>	B 750-625N
.750	19,1			x	x		<b>2836</b>	<b>2837</b>	B 750-625
		x	x	x	x	x	<b>2850N</b>	<b>2851N</b>	B 875-750N
.875	22,2			x	x		<b>2850</b>	<b>2851</b>	B 875-750
						x			

Material Nylon 6/6  
 Certifications Recognized under the Component Program of Underwriters' Laboratories, File E15331  
 Certified by Canadian Standards Association, File 8919  
 Flammability Rating 94V-2  
 Temperature Range -4°F (-18°C) to 221°F (105°C)

Quick Specs

“Stay Connected” with



Bushings, Grommets, HEYcaps & Plugs

a PennEngineering® Company

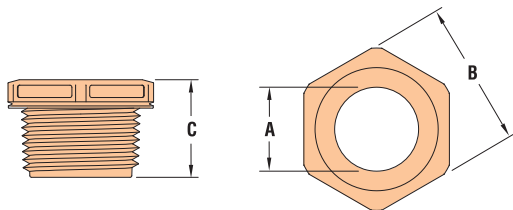


## Heyco® Threaded Smooth Bore Bushings

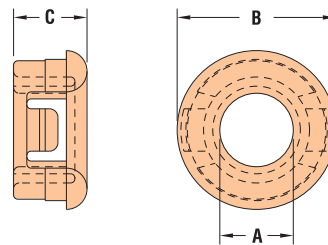
WILL FIT THESE INTERNALLY THREADED NPT PIPE ENDS OR PORTS	PART NO.		DESCRIPTION	PART DIMENSIONS					
	Black	Gray		A		B		C	
				Inside Diameter	Wrenching Flats	Overall Height	in.	mm.	in.
1/4	<b>3621B</b>	<b>3621</b>	TSB 1/4	.31	7,9	.63	16,0	.66	16,8
3/8	<b>3622B</b>	<b>3622</b>	TSB 3/8	.43	10,9	.83	21,0	.69	17,5
1/2	<b>3623B</b>	<b>3623</b>	TSB 1/2	.58	14,7	.98	24,9	.81	20,6
3/4	<b>3624B</b>	<b>3624</b>	TSB 3/4	.74	18,8	1.30	33,0	.86	21,8

Standard colors black and gray.

- Convert raw-edged threaded holes to smooth insulated through holes.
- Used to protect threaded holes. Eliminate sharp edges so wires are protected.
- Insulate and mechanically protect electrical and communication cables, tubing, rope, and utility lines.
- Molded from electrically non-conductive Nylon 6/6.



Threaded Smooth Bore Bushing



Snap-In Smooth Bore Bushing

## Heyco® Snap-In Smooth Bore Bushings

Mounting Hole Diameter Range: .500" (12,7 mm) to 1.093" (27,8 mm)

MOUNTING HOLE DIAMETER	PART NO.		DESCRIPTION	PART DIMENSIONS					
	Black			A		B		C	
	in.	mm.		Inside Diameter*	Head Diameter	Overall Height	in.	mm.	
Single Locking Step for Panel Thickness up to .062" (1,6 mm)									
.500	12,7	<b>2514</b>	S 50	.25	6,4	.56	14,2	.27	6,9
.875	22,3	<b>2540</b>	S 87	.52	13,2	.98	24,9	.32	8,1
Multiple Locking Steps for Panel Thickness up to .125" (3,2 mm)									
.625	15,9	<b>2516</b>	S 625-4	.25	6,4	.72	18,3		
.750	19,1	<b>2535</b>	S 750-5	.36	9,1	.91	23,1	.44	11,2
.875	22,3	<b>2552</b>	S 875-9	.56	14,2	.97	24,6		
1.000	25,4	<b>2554</b>	S 1000-9	.60	15,2	1.19	30,2	.52	13,1
1.093	27,8	<b>2555</b>	S 1093-10	.63	16,0	1.21	30,7		

Standard color black. Consult Heyco for white and other colors.

\*Consult Heyco for other Mounting Hole and Inside Diameter configurations. Our Axcell Rapid Response Team is ready to meet your requirements.



- Extra internal insulating sleeve creates a smooth bore and prevents locking fingers from protruding into the ID of the Bushing.
- Large radius exit hole.
- Used to protect through-holes. Eliminate sharp edges so wires are protected.
- Absorb vibration, and cushion and insulate wires.
- Can be used as bushing for rotating shafts.
- Bushing inserts into mounting hole with fingertip pressure.

Material  
Certifications  
(Snap-In only)

Nylon 6/6  
 Recognized under the Component Program of Underwriters' Laboratories File E15331  
 Certified by the Canadian Standards Association File 8919  
 94V-2  
 -4°F (-18°C) to 221°F (105°C)

Flammability Rating  
Temperature Range

Quick Specs

“Stay Connected” with



Bushings, Grommets, HEYcaps & Plugs

a PennEngineering® Company



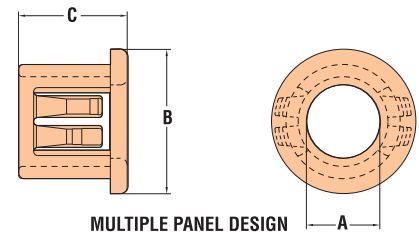
## Heyco® Thick Panel Snap Bushings

Mounting Hole Diameter Range: .375" (9,5 mm) to 2.0" (50,8 mm)

MOUNTING HOLE DIAMETER		PART NO.		DESCRIPTION	PART DIMENSIONS					
in.	mm.	Black	White		A Inside Diameter		B Head Diameter		C Overall Height	
Single Locking Step for Panel Thickness up to .170" (4,3 mm)										
.375	9,5	<b>2017</b>	<b>2018</b>	SB 375-281	.28	7,1	.47	11,9	.41	10,3
1.000	25,4	<b>3085</b>	<b>3088</b>	SBT 1000-790*	.80	20,3	1.13	28,8	.45	11,4
Multiple Locking Steps for Panel Thickness up to .250" (6,4 mm)										
.500	12,7	<b>3126</b>	<b>3127</b>	SBT 500-6	.39	9,9	.58	14,7	.56	14,3
.625	15,9	<b>2830</b>	<b>2831</b>	SB 625-500**	.50	12,7	.70	17,9	.53	13,5
.750	19,1	<b>2840</b>	<b>2841</b>	SB 750-625**	.63	15,9	.83	21,0		
.875	22,2	<b>3104</b>	<b>3105</b>	SBT 875-11	.69	17,5	.95	24,2	.56	14,3
1.000	25,4	<b>3108</b>	<b>3109</b>	SBT 1000-12	.77	19,4	1.13	28,6		
1.093-1.125	27,8-28,6	<b>3128</b>	<b>3129</b>	SBT 1093-15	.94	23,8	1.22	30,9		
1.187	30,2	<b>3130</b>	<b>3131</b>	SBT 1187-15	.94	23,8	1.31	33,3		
1.250	31,8	<b>3132</b>	<b>3133</b>	SBT 1250-16	1.00	25,4	1.31	33,2		
1.375	34,9	<b>3110</b>	<b>3111</b>	SBT 1375-16	1.00	25,4	1.50	38,1		
1.500	38,1	<b>3112</b>	<b>3113</b>	SBT 1500-21	1.31	33,3	1.62	41,2		
1.750	44,5	<b>3114</b>	<b>3115</b>	SBT 1750-22	1.38	34,9	1.88	47,6		
2.000	50,8	<b>3116</b>	<b>3117</b>	SBT 2000-26	1.63	41,3	2.13	54,0		

Standard colors black and white. Consult Heyco for other colors.  
 \*Notched head, triple locking finger design.  
 \*\*Single Locking Step for Panel Thickness up to .250" (6,4 mm).

- For use in mounting panels up to 1/4" thick.
- Convert raw-edged holes to smooth, neat, insulated holes.
- Insulate and mechanically protect electrical and telecommunications cables, tubing, hose, rope, and utility lines.
- Locking fingers snap into holes with fingertip pressure.
- Locking fingers in fractional increments up to the maximum panel thickness.
- Withstand a push back force of >35 pounds.
- Available in multiple sizes for use in .375" (9,5 mm) to 2.000" (50,8 mm) diameter holes.



## Heyco® Knock-Out Snap Bushings

For use in electrical boxes and enclosures up to thicknesses shown.

BOX HOLE DIAMETER		TRADE SIZE	PART NO. Black	DESCRIPTION	PART DIMENSIONS					
in.	mm.				A Inside Diameter		B Head Diameter		C Overall Height	
Multiple Locking Steps for Box Thickness up to .125" (3,2 mm)										
.875	22,2	<b>1/2</b>	<b>2126</b>	SB 875-11	.69	17,5	.95	24,2	.45	11,5
1.093-1.125	27,8-28,6	<b>3/4</b>	<b>2166</b>	SB 1093-15	.94	23,8	1.22	30,9		
1.375	34,9	<b>1</b>	<b>2210</b>	SB 1375-16	1.01	25,8	1.49	37,3		
1.750	44,5	<b>1-1/4</b>	<b>2300</b>	SB 1750-22	1.38	34,9	1.88	47,6		
2.000	50,8	<b>1-1/2</b>	<b>2406</b>	SB 2000-28	1.75	44,5	2.13	54,0		
Multiple Locking Steps for Box Thickness up to .250" (6,4 mm)										
2.500	63,5	<b>2</b>	<b>2420</b>	SB 2.500-31	1.97	50,0	2.66	67,5	.72	8,3

Standard color black. Consult Heyco for white and other colors. For thicker boxes, see below.

Material	Nylon 6/6
Certifications	Recognized under the Component Program of Underwriters' Laboratories, File E15331 Certified by Canadian Standards Association, File 8919
Flammability Rating	94V-2
Temperature Range	-4°F (-18°C) to 221°F (105°C)

Quick Specs