

“Stay Connected” with



Strain Relief Bushings

a PennEngineering® Company

Heyco® Original Strain Relief Bushings

Straight-Thru for Round Cables

.625" (15,9 mm) to .750" (19,0 mm) Mounting Holes



WILL FIT THESE CABLES				PANEL DIMENSIONS						PART NO.	DESCRIPTION	PART DIM.		Mounting Hole Plug PART NO.	
UL Type	AWG/ Conductors	Approximate Size		A Mounting Hole Dia.		B To Prevent Rotation		Finished Fit Panel Thickness*				C BODY LENGTH			
		in.	mm.	in.	mm.	in.	mm.	in.	mm.	in.	mm.	in.	mm.		
SJ, SJT & SJO	18/2	.300	7,6	.625	15,9	.550	14,0	.062	1,6	1217	SR 6N-4	.578	14,7	2497	
Same as SR 6N-4 above except									.125	3,2	1210	SR 6P-4	.578		14,7
SJT	18/3	.300-.330	7,6-8,4	.625	15,9	.550	14,0	.062	1,6	1197	SR 6N2-4	.578	14,7		
SJ, SJT & SJO	16/2	.325	8,3	.625	15,9	.550	14,0	.062	1,6	1200	SR 6N3-4	.578	14,7		
	18/3	.330	8,4												
	14/2	.350	8,9												
	16/3	.355	9,0												
18/4	.360	9,1													
Same as SR 6N3-4 above except									.125	3,2	1207	SR 6P3-4	.578		14,7
S & ST	18/2	.380	9,7	.625	15,9	.550	14,0	.062	1,6	1202	SR 6N5-4	.578	14,7		
	16/2	.405	10,3												
Same as SR 6N5-4 above except									.125	3,2	1204	SR 6P5-4	.578	14,7	
SJ, SJT & SJO	18/2	.300	7,6	.625	15,9	.550	14,0	.156	4,0	1214	SR 6L-1	.678	17,2	consult Heyco	
	16/2	.325	8,3	.656	16,7										
	18/3	.330	8,4	.656	16,7										
HPD	16/3	.355	9,0	.687	17,4										
SJT	18/4	.360	9,1	.750	19,0	.660	16,8	.062	1,6	1244	SR 7N-2	.750	19,1	2503	
	14/3	.370	9,4												
S & ST	18/2	.390	9,9	.750	19,0	.660	16,8	.062	1,6	1244	SR 7N-2	.750	19,1		
	18/3	.405	10,3												
	16/2	.405	10,3												
16/3	.430	10,9	.750-.781	19,0-19,8											
Same as SR 7N-2 above except									.125	3,2	1237	SR 7P-2	.750	19,1	

Standard color black. Consult Heyco for white and other colors.

*Maximum Panel Thickness. Part has additional clearance. Consult Heyco for your Custom Finished Fit Panel Thickness.

- Protects the lifeline of your electric/electronic products by absorbing the forces of pull, push, and twist that may be exerted on the flexible power cord.
- Securely anchors, insulates, and protects cables at panel entry points.
- Sizes SR 6-Series to SR 7-Series for mounting hole diameters from .625" (15,9 mm) to .781" (19,8 mm).
- Sizes for thin .062" (1,6 mm) panel available: SR 7N-2 See chart for details.
- See page 4-38 for corresponding Mounting Hole Plugs which can be used to fill blank/unused Mounting Holes and thus allow for a single panel design for multiple applications.
- Consult Heyco for other wire types and sizes.
- See pages 4-27 & 4-28 for SR assembly tools.
- See page 4-19 for Quick Specs.
- For Double D Mounting Hole Punches, see page 4-30.



FOR SR-7KR-2 ONLY



STANDARD MOUNTING HOLES



ELONGATED MOUNTING HOLE





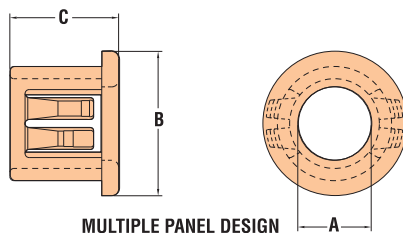
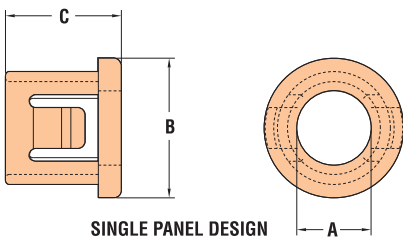
Heyco® Snap Bushings

Mounting Hole Diameter Range: .250" (6,4 mm) to .875" (22,2 mm)

- Convert raw-edged holes to smooth, neat, insulated holes.
- Insulate and mechanically protect electrical and telecommunications cables, tubing, hose, rope, and utility lines.
- Locking fingers snap into holes with fingertip pressure.
- Locking fingers in fractional increments up to the maximum panel thickness.
- Withstand a push back force of 35 pounds.
- Available in multiple sizes for use in .250" (6,4 mm) to 6.00" (152,4 mm) diameter holes.
- We offer the following brass-colored parts for lamp and lighting applications:
Part No. 2012, SB 312-3 Brass
Part No. 2033, SB 375-4 Brass
Part No. 2041, SB 437-4 Brass

MOUNTING HOLE DIAMETER		PART NO.		DESCRIPTION	A Inside Diameter		B Head Diameter		C Overall Height	
in.	mm.	Black	White		in.	mm.	in.	mm.	in.	mm.
Single Locking Step for Panel Thickness up to .040" (1,0 mm)										
.250	6,4	2003	2004	SB 250-040	.13	3,2	.31	7,9	.31	7,9
Single Locking Step for Panel Thickness up to .062" (1,6 mm)										
.250	6,4	2000	2001	SB 250-2	.14	3,6	.31	7,9	.31	7,9
.312	7,9	2010	2011	SB 312-3	.19	4,8	.38	9,5	.31	7,9
Multiple Locking Steps for Panel Thickness up to .125" (3,2 mm)										
.375	9,5	2020	2021	SB 375-3	.19	4,8	.47	11,9	.41	10,3
		2030	2031	SB 375-4	.25	6,4				
.437	11,1	2042	2037	SB 437-243	.24	6,2	.53	13,5		
		2038	2039	SB 437-4	.27	6,8				
		2043	2044	SB 437-5	.31	7,9				
.500	12,7	2058	2059	SB 500-4	.25	6,4	.57	14,5		
		2049	2050	SB 500-5	.31	7,9				
		2053	2054	SB 500-6	.39	9,9				
.562	14,3	2060	2061	SB 562-5	.31	7,9	.66	16,7		
		2063	2064	SB 562-6	.39	9,9				
		2066	2067	SB 562-7	.44	11,1				
.625	15,9	2075	2078	SB 625-4	.25	6,4	.72	18,2		
		2070	2071	SB 625-7	.44	11,1				
		2073	2074	SB 625-8	.50	12,7				
.687	17,4	2083	2084	SB 687-8	.50	12,7	.78	19,8		
		2086	2087	SB 687-9	.56	14,3				
.750	19,1	2090	2091	SB 750-6	.39	9,9	.85	21,6		
		2092	2099	SB 750-8	.50	12,7				
		2093	2094	SB 750-9	.56	14,3				
		2096	2097	SB 750-10	.61	15,5				
.812	20,6	2100	2101	SB 812-9	.56	14,3	.89	22,6		
		2103	2104	SB 812-10	.63	15,9				
.875	22,2	2110	2111	SB 875-6	.38	9,5	.95	24,2	.45	11,5
		2113	2114	SB 875-7	.44	11,1				
		2116	2117	SB 875-8	.50	12,7				
		2120	2121	SB 875-9	.56	14,3				
		2123	2124	SB 875-10	.63	15,9				
		2126	2127	SB 875-11	.69	17,5				

Standard colors black and white. Consult Heyco for other colors.



Quick Specs

Material	Nylon 6/6
Certifications	Recognized under the Component Program of Underwriters' Laboratories, File E15331 Certified by Canadian Standards Association, File 8919
Flammability Rating	94V-2
Temperature Range	-.4°F (-18°C) to 221°F (105°C)



- Flexible shutters adjust to accommodate and support any shape from .125" (3,2 mm) to a maximum cable/bundle diameter of 2.470" (62,7 mm).
- Absorb vibration and cushion and insulate cables, tubing, hoses or shafts.
- Locking fingers in fractional increments up to the maximum panel thickness.
- Fingertip pressure snap-locks the bushing into its mounting hole.

Heyco® Universal Bushings

Mounting Hole Diameter Range: .500" (12,7 mm) to 3.000" (76,2 mm)

MOUNTING HOLE DIAMETER		PART NO.		DESCRIPTION	PART DIMENSIONS					
in.	mm.	Black	White		Maximum Cable/Bundle Diameter		A Head Diameter		B Overall Height	
					in.	mm.	in.	mm.	in.	mm.

Multiple Locking Steps for Panel Thickness up to .125" (3,2 mm)

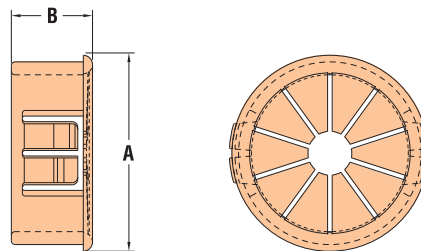
.500	12,7	2055	2056	UB 500	.31	7,6	.60	15,2	.39	9,8
.625	15,9	2077	2076	UB 625	.44	11,1	.73	18,5	.41	10,3
.750	19,1	2089	2085	UB 750	.50	12,7	.84	21,4		
.812	20,6	2106	2107	UB 812	.50	12,7	.89	22,6	.39	9,9
.875	22,2	2119	2129	UB 875	.56	14,3	.94	23,8	.45	11,5
		2118	-	UB 875-112*						
1.000	25,4	2137	2138	UB 1000	.75	19,1	1.06	27,0	.44	11,2
1.093	27,8	2157	2162	UB 1093	.81	20,6	1.16	29,5	.45	11,5
1.187	30,2	2153	2154	UB 1187	.95	24,1	1.25	31,8		
1.250	31,8	2155	2156	UB 1250	1.02	25,8	1.31	33,4		
		2184	2185	UB 1375	1.00	25,4	1.49	37,8		
1.375	34,9	2187	-	UB 1375-1750	1.00	25,4	1.75	44,5		
		2213	2214	UB 1500	1.06	26,9	1.61	40,9		
1.750	44,5	2298	2299	UB 1750	1.38	34,9	1.87	47,5	.47	11,8
2.000	50,8	2422	2423	UB 2000	1.64	41,6	2.13	54,0	.49	12,4

Multiple Locking Steps for Panel Thickness up to .250" (6,4 mm)

2.500	63,5	2440	2441	UB 2.500	1.97	50,0	2.63	66,8	.75	19,05
3.000	76,2	2460	2463	UB 3.000	2.47	62,7	3.15	80,0		

Standard colors black and white. Consult Heyco for other colors.

*UB 875-112 inside diameter adjusts for 1/8" to 5/8" cables; UB 875 adjusts for 3/16" to 9/16" cables.



Quick Specs

Material
Certifications

Nylon 6/6

Recognized under the Component Program of Underwriters' Laboratories, File E15331

Certified by Canadian Standards Association, File 8919

Flammability Rating
Temperature Range

94V-2

-4°F (-18°C) to 221°F (105°C)

“Stay Connected” with



Bushings, Grommets, HEYcaps & Plugs

a PennEngineering® Company



Heyco® Open/Closed Bushings

Mounting Hole Diameter Range: .375" (9,5 mm) to 2.500" (63,5 mm)

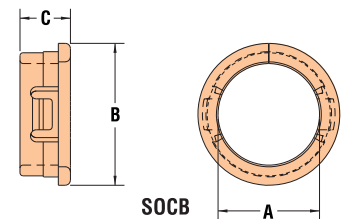
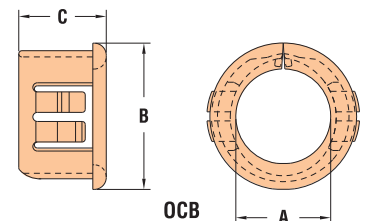
Small Packs Available

MOUNTING HOLE DIAMETER		PART NO.	DESCRIPTION	PACKAGING		PART DIMENSIONS					
in.	mm.			Bulk (Std)	Small Pack*	A Inside Diameter		B Head Diameter		C Overall Height	
		Black				in.	mm.	in.	mm.	in.	mm.
Multiple Locking Steps for Panel Thickness up to .125" (3,2 mm)											
.375	9,5	2865	OCB 375	20000	100	.27	6,7	.42	10,7	.39	9,9
.437	11,1	2867	OCB 437	15000	100	.33	8,4	.50	12,7	.41	10,3
.500	12,7	2871	OCB 500	20000	100	.31	7,9	.56	14,3		
.512	13,0	2875	OCB 512	20000	100	.35	9,0	.59	14,9		
.562	14,3	2869	OCB 562	15000	100	.39	9,9	.64	16,3		
.625	15,9	2872	OCB 625	8500	100	.45	11,1	.69	17,5		
.650	16,5	2914	OCB 650	8500	100	.48	12,3	.73	18,6		
.750	19,1	2873	OCB 750	10000	100	.55	14,0	.78	19,8		
.866	22,0	2917	OCB 866	7500	100	.68	17,3	.98	24,8		
.875	22,2	2874	OCB 875	7500	100	.67	17,0	.92	23,4		
.984	25,0	2920	OCB 984	4000	100	.79	20,1	1.04	26,4		
1.000	25,4	2878	OCB 1000	4000	50	.80	20,3	1.05	26,6		
1.093	27,8	2879	OCB 1093	4000	50	.88	20,6	1.16	29,4		
1.250	31,8	2881	OCB 1250	5000	50	1.05	25,8	1.34	34,1		
1.375	34,9	2882	OCB 1375	2500	50	1.17	29,8	1.47	37,3		
1.500	38,1	2883	OCB 1500	2500	25	1.25	31,8	1.58	40,1		
2.000	50,8	2900	OCB 2000	2000	25	1.73	43,9	2.12	53,9	.42	10,7
Multiple Locking Steps for Panel Thickness up to .250" (6,4 mm)											
2.500	63,5	2909	OCB 2.5	500	10	2.00	50,8	2.60	66,0	.72	18,3

Standard color black. Consult Heyco for white and other colors.

*To order Small Packs, please add the suffix -P to Part No., e.g., 2865-P

- **Split design allows side entry** and encirclement of preassembled harnesses, capillary tubes, computer cables, power cords, or other assemblies that have segments larger than the bushing's I.D.
- May also be assembled into holes that already contain cable, wire or other filaments.
- Fingertip pressure snap-locks the bushing into its mounting hole.
- Locking fingers in fractional increments up to the maximum panel thickness.
- Multiple sizes for use in mounting holes from .375" (9,5 mm) to 2.500" (63,5 mm).



Heyco® Open/Closed Shorty Bushings

Single Locking Step for Panel Thickness up to .062" (1,6 mm)

Mounting Hole Diameter Range: 7,0 mm (.276") 27,0 mm (1.063")

MOUNTING HOLE DIAMETER		PART NO.	DESCRIPTION	PART DIMENSIONS					
in.	mm.			A Inside Diameter	B Head Diameter		C Overall Height		
		Black		in.	mm.	in.	mm.	in.	mm.
.276	7,0	2934	SOCB 07M	.22	5,6	.35	8,9	.24	6,0
.512	13,0	2938	SOCB 13M	.38	9,7	.56	14,2	.25	6,4
.630	16,0	2941	SOCB 16M	.52	13,2	.71	18,0		
.748	19,0	2943	SOCB 19M	.63	16,0	.83	21,1		
.866	22,0	2945	SOCB 22M	.70	17,8	.91	23,1		
.945	24,0	2947	SOCB 24M	.82	20,8	1.06	26,9		
1.063	27,0	2950	SOCB 27M	.86	21,8	1.11	28,2	.26	6,5

Standard color black. Consult Heyco for white and other colors.

- **For use in panels .062" (1,6 mm) and thinner.**
- Lower overall height protrudes less through thin mounting panels; thus Shorty Open/Closed Bushings occupy less "real estate" inside your application.
- **Split design allows side entry** and encirclement of preassembled harnesses, power cords, capillary tubes or other assemblies that have segments larger than the bushing's ID.
- May also be assembled into holes that already contain cable, wire or other filaments.
- Fingertip pressure snap-locks the bushing into its mounting hole.

Material	Nylon 6/6
Certifications	Recognized under the Component Program of Underwriters' Laboratories File E15331 Certified by the Canadian Standards Association File 8919
Flammability Rating	94V-2
Temperature Range	-4°F (-18°C) to 221°F (105°C)



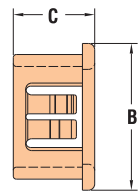
- Same design as Heyco Snap Bushings but **designed for metric sized mounting holes.**
- Convert raw-edged holes to smooth, neat insulated holes.
- Locking fingers snap into holes with fingertip pressure.
- Withstand a push back force of 35 pounds.
- Lock firmly into panel up to 2,5 mm (.098") thick.
- Multiple sizes for use in 16,0 mm (.630") to 32,0 mm (1.260") diameter holes. For other metric sizes, consult Heyco.
- For our complete range of Snap Bushings, see pages 6-3 thru 6-8.

Heyco® Metric Snap Bushings

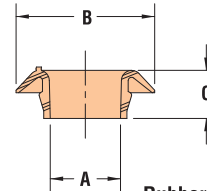
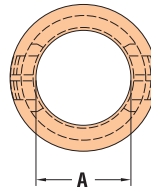
Multiple Locking Steps for Panel Thickness up to 2,5 mm (.098")
 Mounting Hole Diameter Range: 16,0 mm (.630") to 34,2 mm (1.347")

MOUNTING HOLE DIAMETER		PART NO. Black	DESCRIPTION	PART DIMENSIONS					
mm.	in.			A Inside Diameter		B Head Diameter		C Overall Height	
				mm.	in.	mm.	in.	mm.	in.
13,0	.512	2150	MSB 13-10	10,0	.39	13,7	.54	10,3	.41
16,0	.630	2142	MSB 16-12	12,0	.47	18,5	.73		
20,0	.787	2144	MSB 20-16	16,0	.63	22,6	.89		
22,0	.866	2168	MSB 22-18	18,2	.71	24,1	.95	11,5	.45
25,0	.984	2146	MSB 25-19	19,0	.75	27,8	1.09		
28,0	1.102	2188	MSB 28-24	24,0	.95	31,3	1.24		
32,0	1.260	2148	MSB 32-26	26,0	1.02	34,9	1.38		
34,2	1.347	2190	MSB 34-26	26,2	1.03	36,8	1.45		

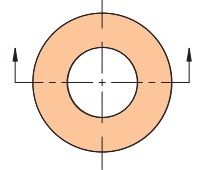
Standard color black. Consult Heyco for white and other colors.



Metric Snap Bushing



Rubber Grommets



- **Convert raw-edged holes to smooth, neat, insulated holes.**
- Retaining bead snaps securely into place.
- Insulate and mechanically protect cable, tubing, hose, rope, rods, and shafts.
- UL approved for applications up to 122° F (50°C).
- Six diameters fit panel thickness from .03" (0,8 mm) to .08" (2,0 mm).
- For Heyco UL Recognized Thermoplastic Rubber Grommets, see page 6-5.

Heyco® UL Listed Thermoplastic Rubber Grommets

For Panel Thickness from .03" (0,8 mm) to .08" (2,0 mm)
 Mounting Hole Diameter Range: .500" (12,7 mm) to 1.250" (31,8 mm)

MOUNTING HOLE DIAMETER		PART NO. Black	DESCRIPTION	PART DIMENSIONS					
in.	mm.			A Inside Diameter		B Head Diameter		C Overall Height	
				in.	mm.	in.	mm.	in.	mm.
.500	12,7	G1505	TG 500	.41	10,4	.81	20,6	.28	7,1
.625	15,9	G1506	TG 625	.52	13,2	.93	23,6	.31	7,9
.750	19,1	G1507	TG 750	.65	16,5	1.06	26,9	.35	8,9
.875	22,2	G1508	TG 875	.77	19,6	1.19	30,2		
1.000	25,4	G1509	TG 1000	.89	22,6	1.32	33,5		
1.250	31,8	G1510	TG 1250	1.12	28,4	1.60	40,6		

Molded from Thermoplastic Rubber.

Material	MSB	6/6 Nylon
Certifications		Recognized under the Component Program of Underwriters' Laboratories File E15331 Certified by the Canadian Standards Association File 8919
Flammability Rating		94V-2
Temperature Range		-4°F (-18°C) to 221°F (105°C)
Material	TG	Flex Temp (Thermoplastic Rubber)
Certifications		Listed under Underwriters' Laboratories File E103541
Temperature Range		32°F (0°C) to 122°F (50°C)

Quick Specs