

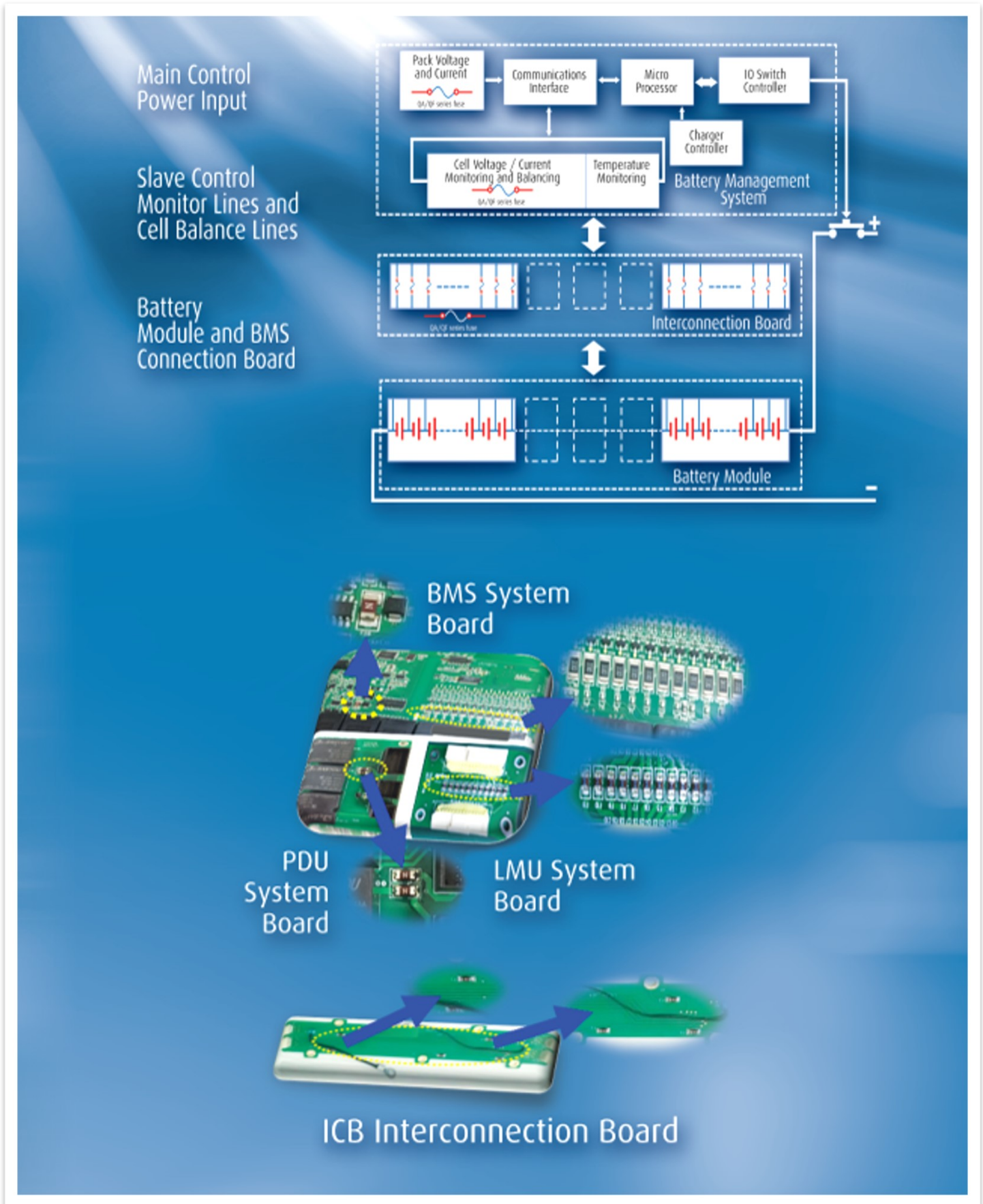
## Automotive Grade Surface-Mount Fuses

- ▶ AEC-Q200 qualified
- ▶ IATF16949 certified



**SolidMatrix Platform, QF series**  
**AirMatrix Platform, QA series**





## Automotive Surface Mount Fuses

### Features:

AEM Components' AEC-Q200 qualified and ISO IATF16949 certificated fuses are setting a new standard for reliable performance in demanding automotive applications. Choose from AirMatrix wire-in-air fuses and SolidMatrix solid body fuses for optimum performance under the hood or in the cabin.

#### AirMatrix® Platform

##### QA Series

- Excellent inrush current withstanding capability
- Fiberglass enforced epoxy fuse body
- Copper or copper alloy composite fuse link
- Copper termination with nickel and tin plating
- Operating temperature range:  
-55°C to +125°C (with de-rating)

#### SolidMatrix® Platform

##### QF Series

- Multilayer monolithic structure with glass ceramic body and silver fusing element
- Silver termination with nickel and pure-tin solder plating, providing excellent solderability
- Compatible with both wave and reflow soldering processes
- Operating temperature range:  
-55°C to +150°C (with de-rating)

### Applications:

- Communications & Networks
- Battery Management Systems
- Infotainment Systems
- Under-the-hood Applications

### Quick Index:

Series	Size	Current Rating (A)	Voltage Rating	Page
QA2410F	2410	1.0, 1.5, 2.0	250VDC	4
		2.5, 3.0, 3.15, 3.5, 4.0, 5.0, 6.3, 7.0, 8.0, 10.0	125VDC	
		12.0, 15.0, 20.0	65VDC	
QA1206F	1206	1.5, 1.6, 2.0	110VDC	7
		2.5, 3.0, 3.15, 3.5, 4.0	65VDC	
		5.0, 6.3, 7.0, 8.0, 10.0, 12.0, 15.0	32VDC	
QF1206G	1206	0.5, 0.75, 1.0, 1.5, 2.0, 2.5, 3.0, 3.5, 4.0, 4.5, 5.0	65VDC	10
QF0603G	0603	0.5, 0.75, 1.0, 1.25, 1.5	65VDC	13
		2.0, 2.5, 3.0, 3.5, 4.0, 5.0, 6.0	35VDC	
		7.0, 8.0	24VDC	
QF1206F	1206	0.5, 0.75, 1.0, 1.5, 1.75, 2.0	63VDC	16
		2.5, 3.0, 4.0, 5.0, 6.0, 7.0, 8.0	32VDC	
QF0603F	0603	1.0, 1.5	63VDC	19
		2.0, 2.5, 3.0, 3.5, 4.0, 5.0	32VDC	
		6.0	24VDC	
QF1206H	1206	0.5, 0.75	65VDC	22
		1.0, 1.5, 2.0	63VDC	
		2.5, 3.0, 3.5, 4.0, 4.5, 5.0	32VDC	
		6.0	24VDC	
QF0603H	0603	1.0, 1.5, 2.0, 2.5, 3.0, 3.5, 4.0, 4.5, 5.0	32VDC	25

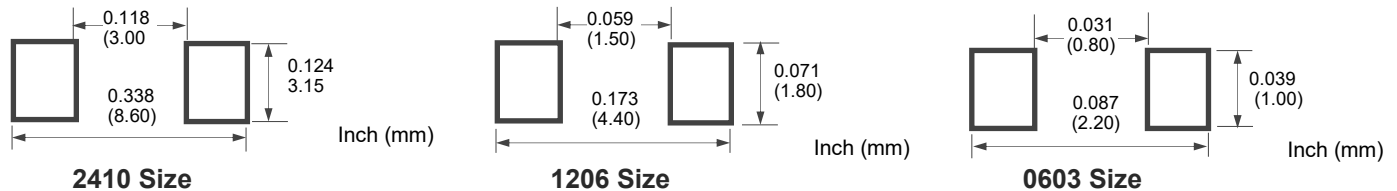
## Automotive Surface Mount Fuses

### Product Identification:

**Q A 1206 F 2A00 T**  
 (1) (2) (3) (4) (5) (6)

- (1) Product type code: Q- Automotive fuse
- (2) Product code: A-AirMatrix Chip Fuse, F-SolidMatrix Chip Fuse
- (3) Dimension code: L x W (inch)  
 The first two digits - L (length)  
 The last two digits - W (width)
- (4) Characteristic code: F-fast acting, H-Slow Blow
- (5) Current rating code: 2A00-2.0A
- (6) Package code:  
 T – Tape and Reel  
 B – Bulk

### Recommended Land Pattern:



### Fuse Selection and Temperature De-rating Guideline:

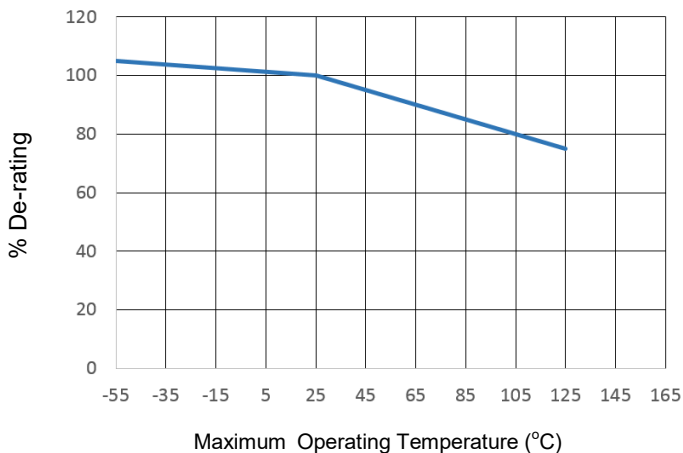
The ambient temperature affects the current carrying capacity of fuses. When a fuse is operating at a temperature higher than 25°C, the fuse shall be “de-rated”.

To select a fuse from the catalog, the following rule may be followed:

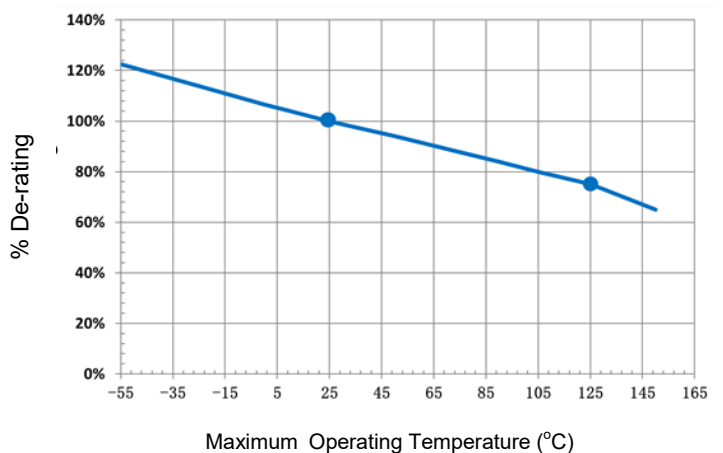
Catalog Fuse Current Rating = Nominal Operating Current / 0.75 / % De-rating at the maximum operating temperature.

Example: At maximum operating temperature of 65°C, % De-rating is 90%. The nominal operating current is 4 A. The current rating for fuse selected from the catalog shall be:  $4 / 0.75 / 90\% = 5.9$  or 6 A. Specifications and descriptions in this literature are as accurate as known at the time of publish, but are subject to change without notice.

Effect of Ambient Temperature on Current Rating of QA2410 and QA1210 Series.



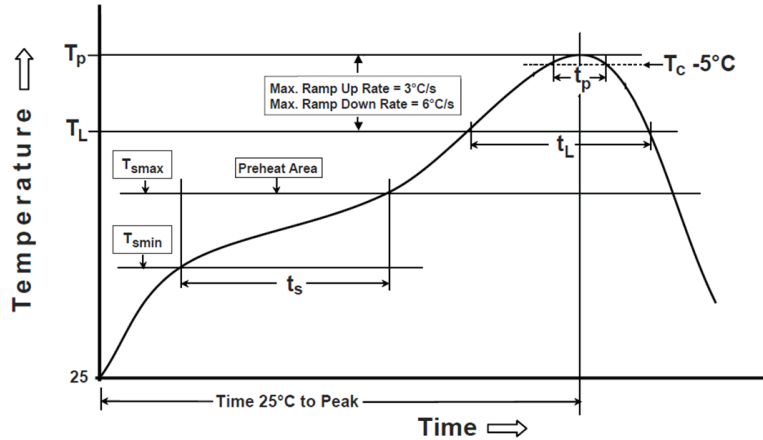
Effect of Ambient Temperature on Current Rating of QF1206 and QF0603 Series.



## Automotive Surface Mount Fuses

### Soldering Temperature Profile:

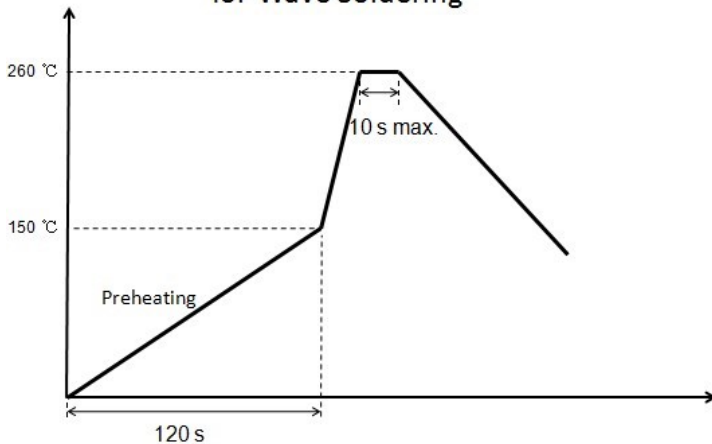
\* Recommended Temperature Profile for Reflow Soldering



Profile Feature	Pb-Free Assembly
<b>Preheat/Soak</b> Temperature Min ( $T_{smin}$ ) Temperature Max ( $T_{smax}$ ) Time ( $t_s$ ) from ( $T_{smin}$ to $T_{smax}$ )	150°C 200°C 60~120 seconds
Ramp-up rate ( $T_L$ to $T_p$ )	3°C/second max.
Liquidous temperature ( $T_L$ ) Time ( $t_L$ ) maintained above $T_L$	217°C 60~150 seconds
Peak package body temperature ( $T_p$ )	260°C
Time ( $t_p$ )* within 5°C of the specified classification temperature ( $T_c$ )	30 seconds *
Ramp-down rate ( $T_p$ to $T_L$ )	6°C/second max.
Time 25°C to peak temperature	8 minutes max.
* Tolerance for peak profile temperature ( $T_p$ ) is defined as a supplier minimum and a user maximum	

\* Recommended Temperature Profile for Wave Soldering

#### Recommended Temperature Profile for Wave Soldering



Notice: Wave Soldering is suitable for 1206 and 0603 size.

### Packaging:

Chip Size	Parts on 7 inch (178 mm) Reel
0603 (1608)	4,000
1206 (3216)	3,000
2410	2,000

# AirMatrix® Automotive Surface Mount Fuses

## QA2410F Series

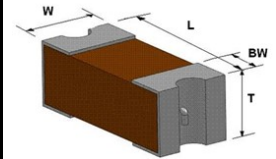


### Agency Approval:

Agency	File NO.
UL	E232989

### Shape and Dimensions:

Unit	Inch	mm
L	0.240 ± 0.006	6.10 ± 0.15
W	0.098 ± 0.006	2.49 ± 0.15
T	0.085 ± 0.008	2.16 ± 0.20
B	0.053 ± 0.015	1.35 ± 0.38



### Clearing Time Characteristics:

% of current rating	Clearing time at 25°C	
	Min.	Max.
100%	4 hours	
200% (1.0-10.0A)	0.01 second	5 seconds
200%	0.01 second	20 seconds

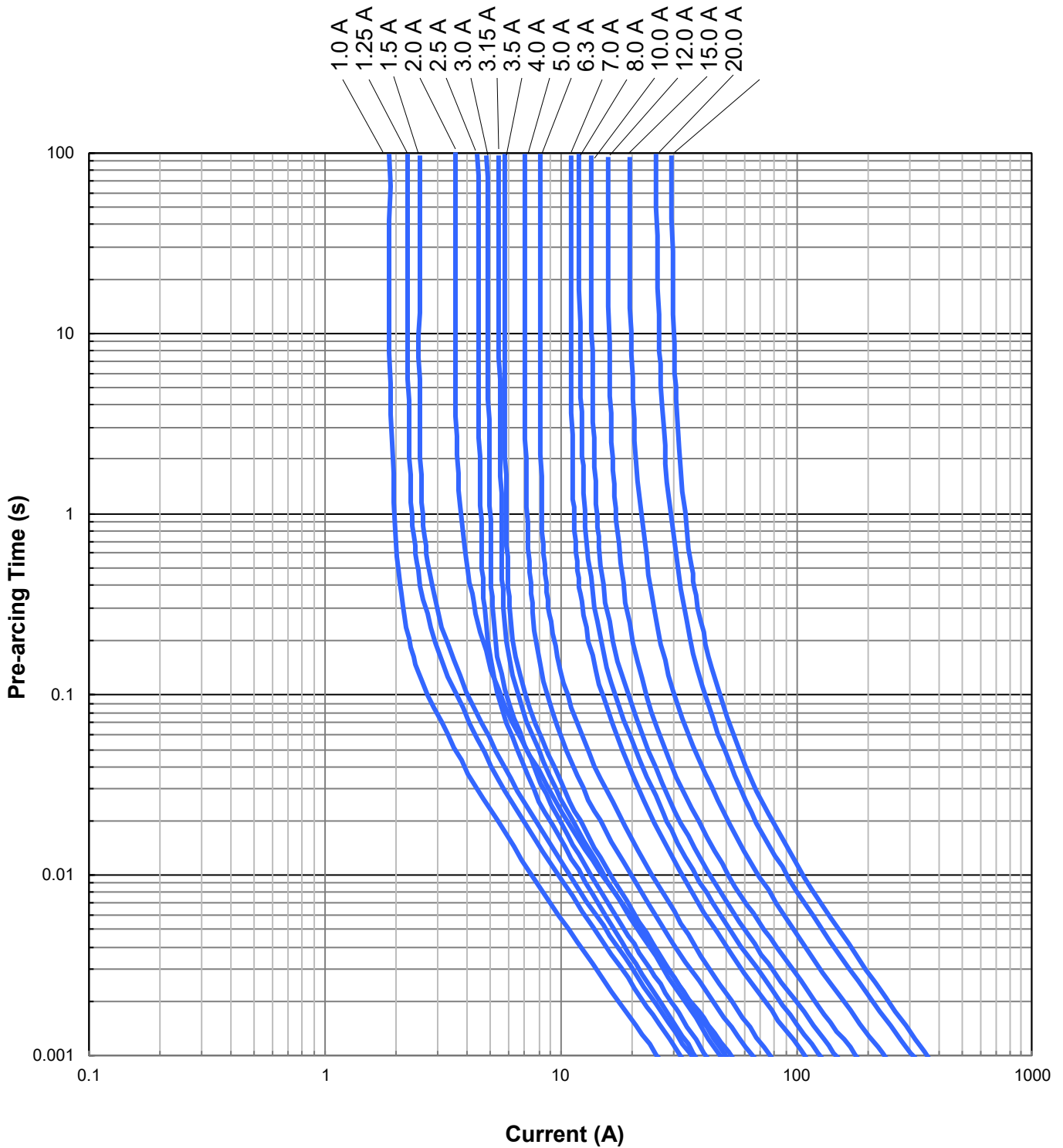
### Ordering Information:

Part Number	Current Rating (A)	Voltage Rating (VDC)	Interrupting Ratings	Nominal Cold DCR ( $\Omega$ ) <sup>1</sup>	Nominal $I^2t$ ( $A^2s$ ) <sup>2</sup>	Marking Code <sup>3</sup>
QA2410F1A00T	1.00	250	1.0-2.0A: 100A @ 250VDC 300A @ 32VDC  2.5-10.0A: 50A @ 125VDC 300A @ 32VDC  12.0-15.0A: 50A @ 65VDC 300A @ 32VDC  20.0A: 100A @ 65VDC 300A @ 32VDC	0.093	0.59	E
QA2410F1A25T	1.25			0.070	0.96	F
QA2410F1A50T	1.50			0.060	1.19	G
QA2410F2A00T	2.00			0.042	2.75	I
QA2410F2A50T	2.50			0.031	1.21	J
QA2410F3A00T	3.00	125		0.0249	1.73	K
QA2410F3A15T	3.15			0.0230	2.2	V
QA2410F3A50T	3.50			0.0210	2.5	L
QA2410F4A00T	4.00			0.0175	3.3	M
QA2410F5A00T	5.00			0.0146	5.9	N
QA2410F6A30T	6.30			0.0100	12.5	O
QA2410F7A00T	7.00			0.0097	14.2	P
QA2410F8A00T	8.00			0.0085	16.5	R
QA2410F10A0T	10.0			0.0068	29.2	Q
QA2410F12A0T	12.0			65	0.0053	39.3
QA2410F15A0T	15.0	0.0037	102.5		Y	
QA2410F20A0T	20.0	0.0029	126.2		Z	

1. Measured at  $\leq 10\%$  rated current and 25°C ambient.      2. Melting  $I^2t$  at 0.001 second pre-arcing time.      3. Blue Marking Character Code.

# AirMatrix<sup>®</sup> Automotive Surface Mount Fuses QA2410F Series

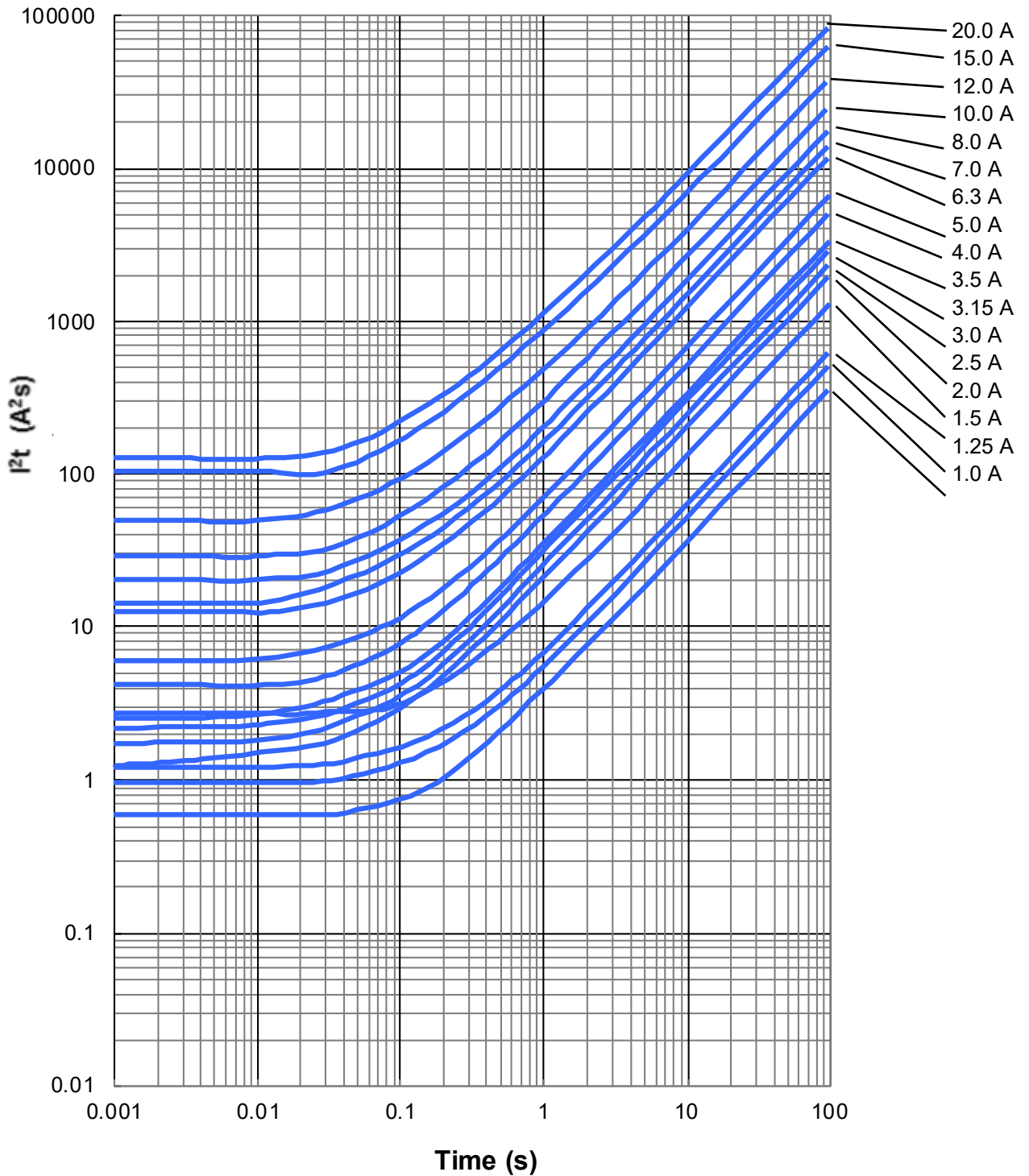
## Average Pre-arcing Time Curves:



# AirMatrix<sup>®</sup> Automotive Surface Mount Fuses

## QA2410F Series

### Average $I^2t$ vs. $t$ Curves:





# AirMatrix® Automotive Surface Mount Fuses

## QA1206F Series

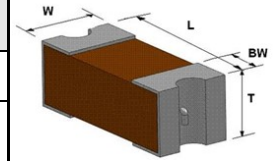


### Agency Approval:

Agency	File NO.
UL	E232989

### Shape and Dimensions:

Unit	Inch	mm
L	0.126 ± 0.008	3.20 ± 0.20
W	0.063 + 0.012 / -0.004	1.60 + 0.30 / -0.10
T	0.042 ± 0.006	1.08 ± 0.15
B	0.033 ± 0.012	0.85 ± 0.30



### Clearing Time Characteristics:

% of current rating	Clearing time at 25°C	
	Min.	Max.
100%	4 hours	
250%		5 seconds

### Ordering Information:

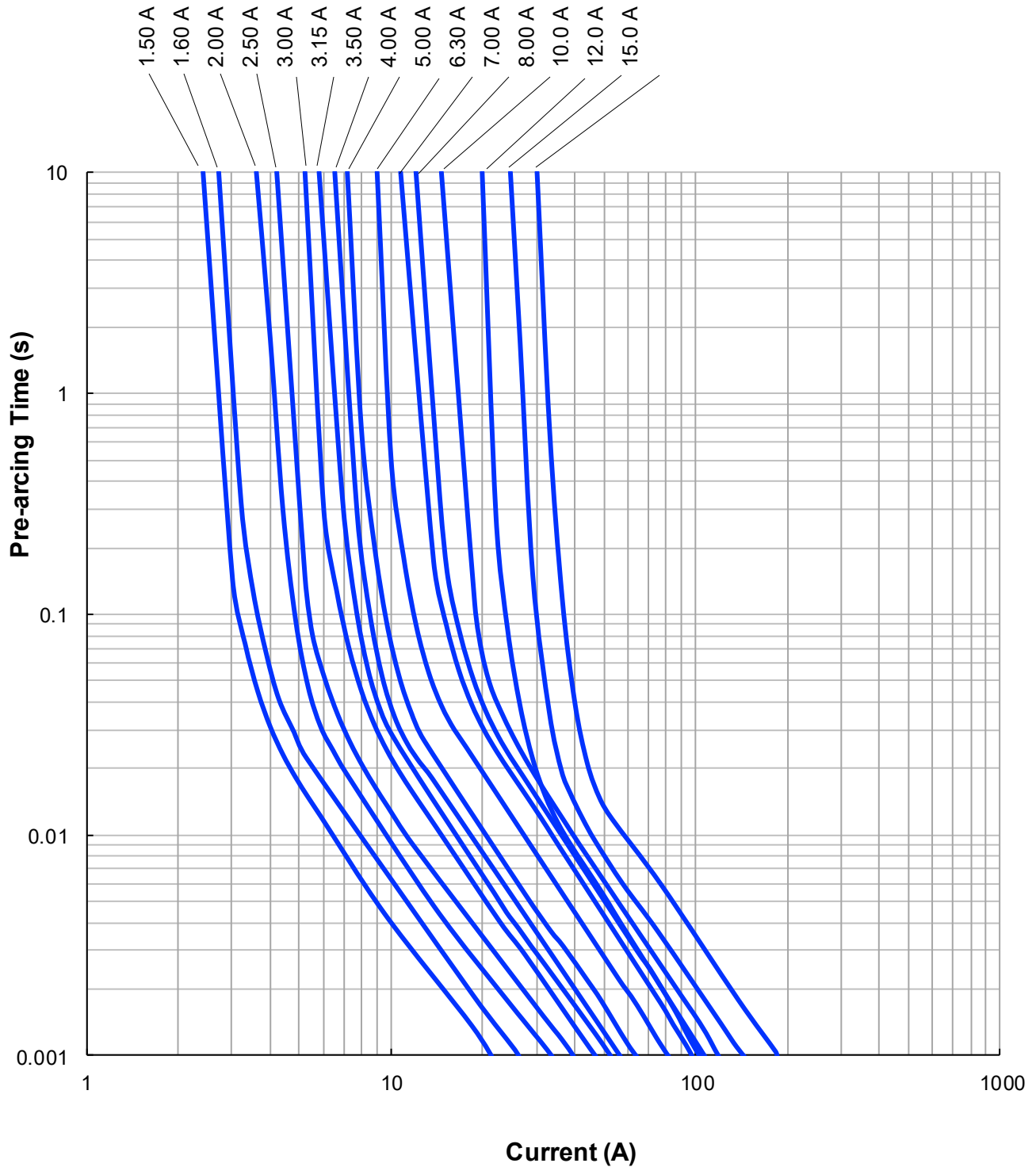
Part Number	Current Rating (A)	Voltage Rating (VDC)	Interrupting Ratings	Nominal Cold DCR ( $\Omega$ ) <sup>1</sup>	Nominal $I^2t$ ( $A^2s$ ) <sup>2</sup>	Marking Code <sup>3</sup>
QA1206F1A50T	1.50	110	50 A @ 110VDC	0.050	0.37	G
QA1206F1A60T	1.60			0.043	0.52	T
QA1206F2A00T	2.00			0.032	0.88	I
QA1206F2A50T	2.50	65	50 A @ 65VDC	0.028	1.1	J
QA1206F3A00T	3.00			0.0224	1.9	K
QA1206F3A15T	3.15			0.0203	2.2	V
QA1206F3A50T	3.50			0.0180	2.6	L
QA1206F4A00T	4.00			0.0161	3.3	M
QA1206F5A00T	5.00	32	50 A @ 32VDC	0.0129	5.4	N
QA1206F6A30T	6.30			0.0100	8.9	O
QA1206F7A00T	7.00			0.0094	10.4	P
QA1206F8A00T	8.00			0.0084	13.5	R
QA1206F10A0T	10.0			0.0050	11.2	Q
QA1206F12A0T	12.0			0.0041	15.0	X
QA1206F15A0T	15.0			0.0035	24.5	Y

1. Measured at  $\leq 10\%$  rated current and 25°C ambient.
2. Melting  $I^2t$  at 0.001 second pre-arcing time.
3. Blue Marking Character Code.

# AirMatrix<sup>®</sup> Automotive Surface Mount Fuses

## QA1206F Series

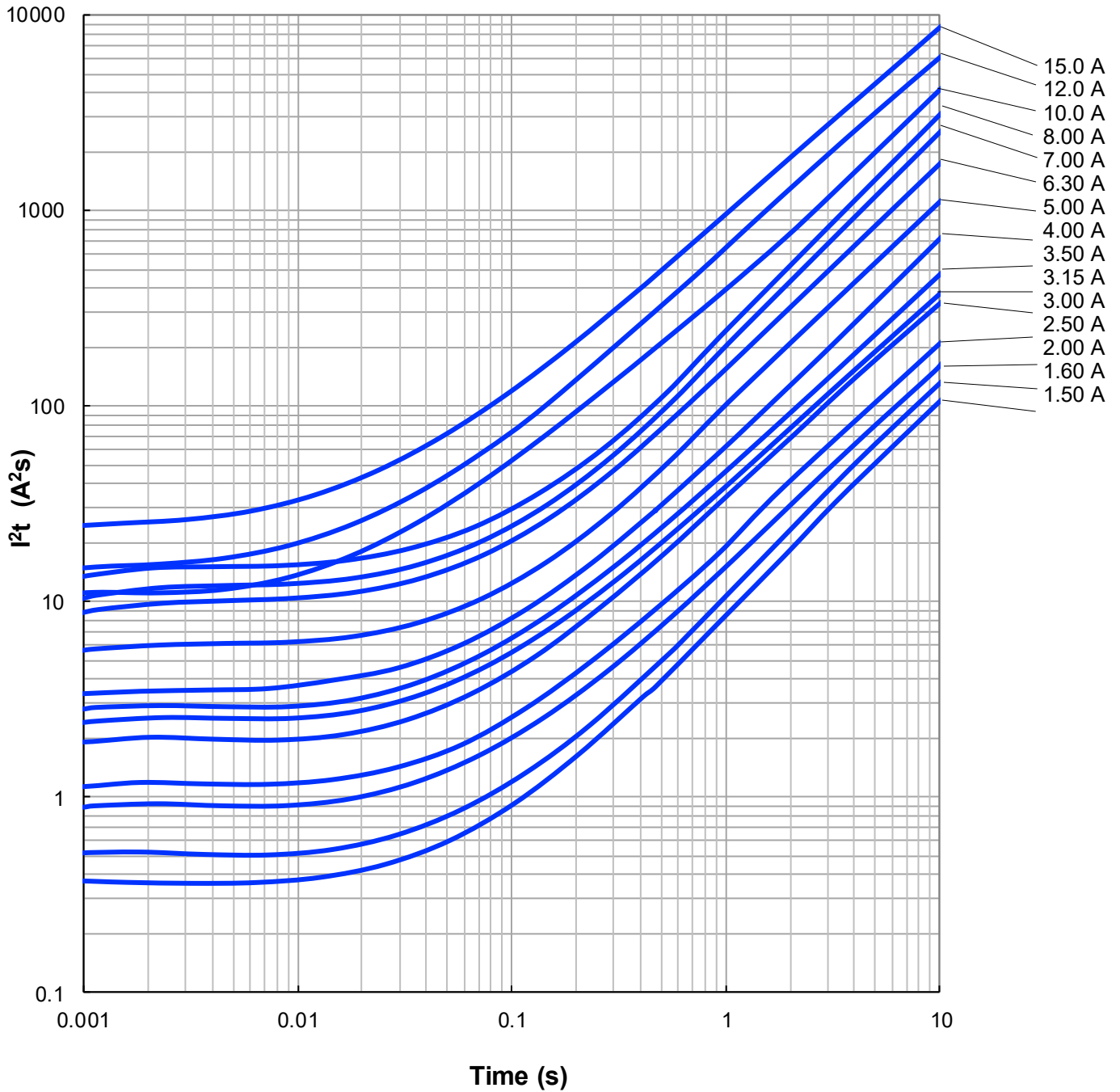
### Average Pre-arcing Time Curves:



# AirMatrix<sup>®</sup> Automotive Surface Mount Fuses


## QA1206F Series

### Average $I^2t$ vs. $t$ Curves:



# SolidMatrix<sup>®</sup> Automotive Surface Mount Fuses

## QF1206G Series

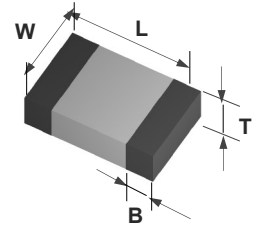


### Agency Approval:

Agency	File NO.
UL	E232989

### Shape and Dimensions:

Unit	Inch	mm
L	0.126 ± 0.008	3.20 ± 0.20
W	0.063 ± 0.008	1.60 ± 0.20
T	0.033 ± 0.008	0.85 ± 0.20
B	0.020 ± 0.010	0.51 ± 0.25



### Clearing Time Characteristics:

% of current rating	Clearing time at 25°C	
	Min.	Max.
100%	4 hours	
250%		5 seconds

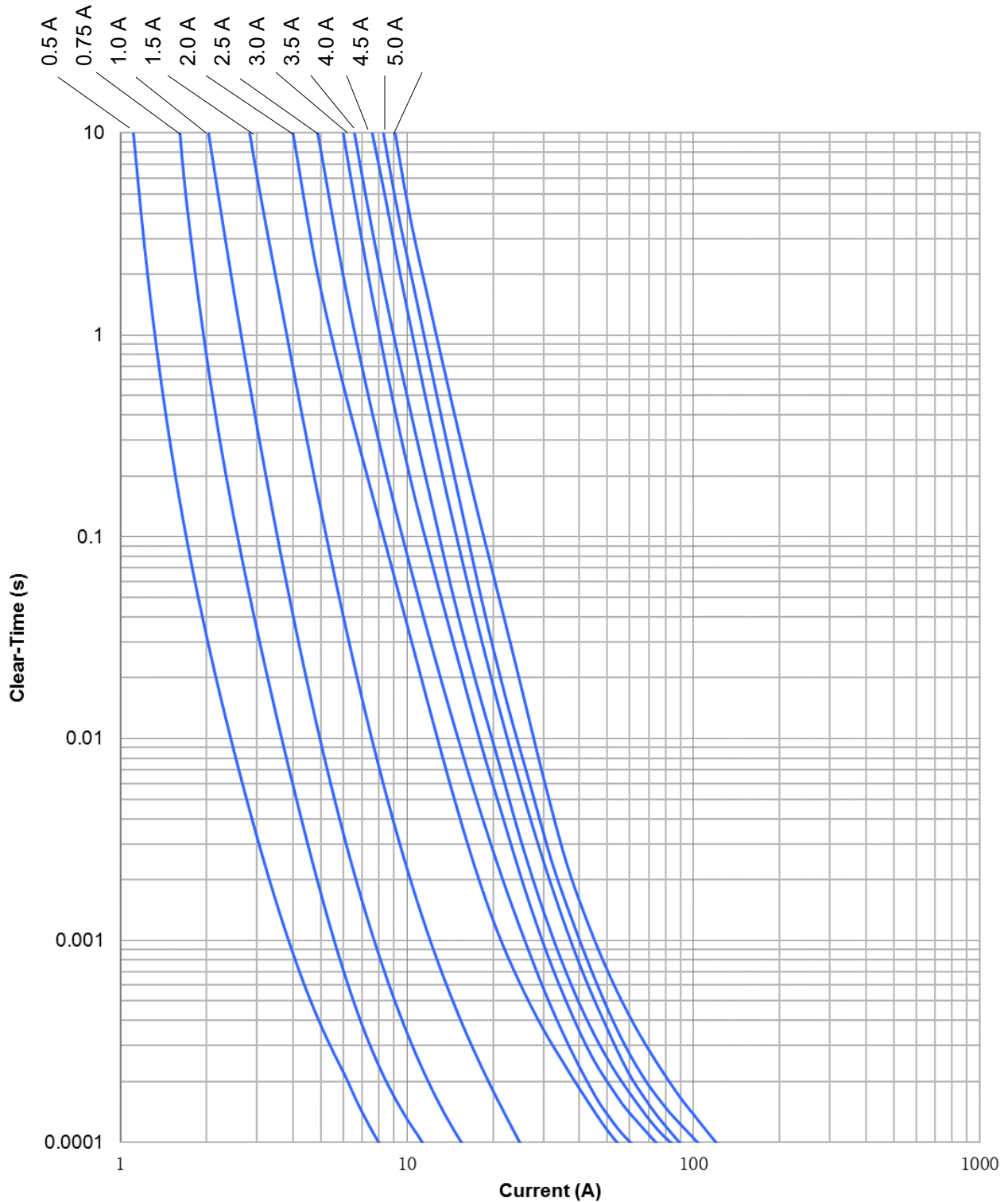
### Ordering Information:

Part Number	Current Rating (A)	Voltage Rating (VDC)	Interrupting Ratings	Nominal Cold DCR ( $\Omega$ ) <sup>1</sup>	Nominal $I^2t$ ( $A^2s$ ) <sup>2</sup>	Marking Code <sup>3</sup>
QF1206GA500T	0.5	65	50A @ 65VDC	1.080	0.006	C
QF1206GA750T	0.75			0.513	0.016	D
QF1206G1A00T	1.0			0.420	0.048	E
QF1206G1A50T	1.5			0.209	0.120	G
QF1206G2A00T	2.0			0.140	0.330	I
QF1206G2A50T	2.5			0.070	0.480	J
QF1206G3A00T	3.0			0.051	0.600	K
QF1206G3A50T	3.5			0.039	0.750	L
QF1206G4A00T	4.0			0.032	0.900	M
QF1206G4A50T	4.5			0.027	1.120	T
QF1206G5A00T	5.0			0.023	1.500	N

1. Measured at  $\leq 10\%$  rated current and 25°C ambient.
2. Melting  $I^2t$  at 0.001 second pre-arcing time.
3. Cyan marking character code at the top side (0.5-0.75A), cyan marking character code at both sides (1-8A).

# SolidMatrix<sup>®</sup> Automotive Surface Mount Fuses QF1206G Series

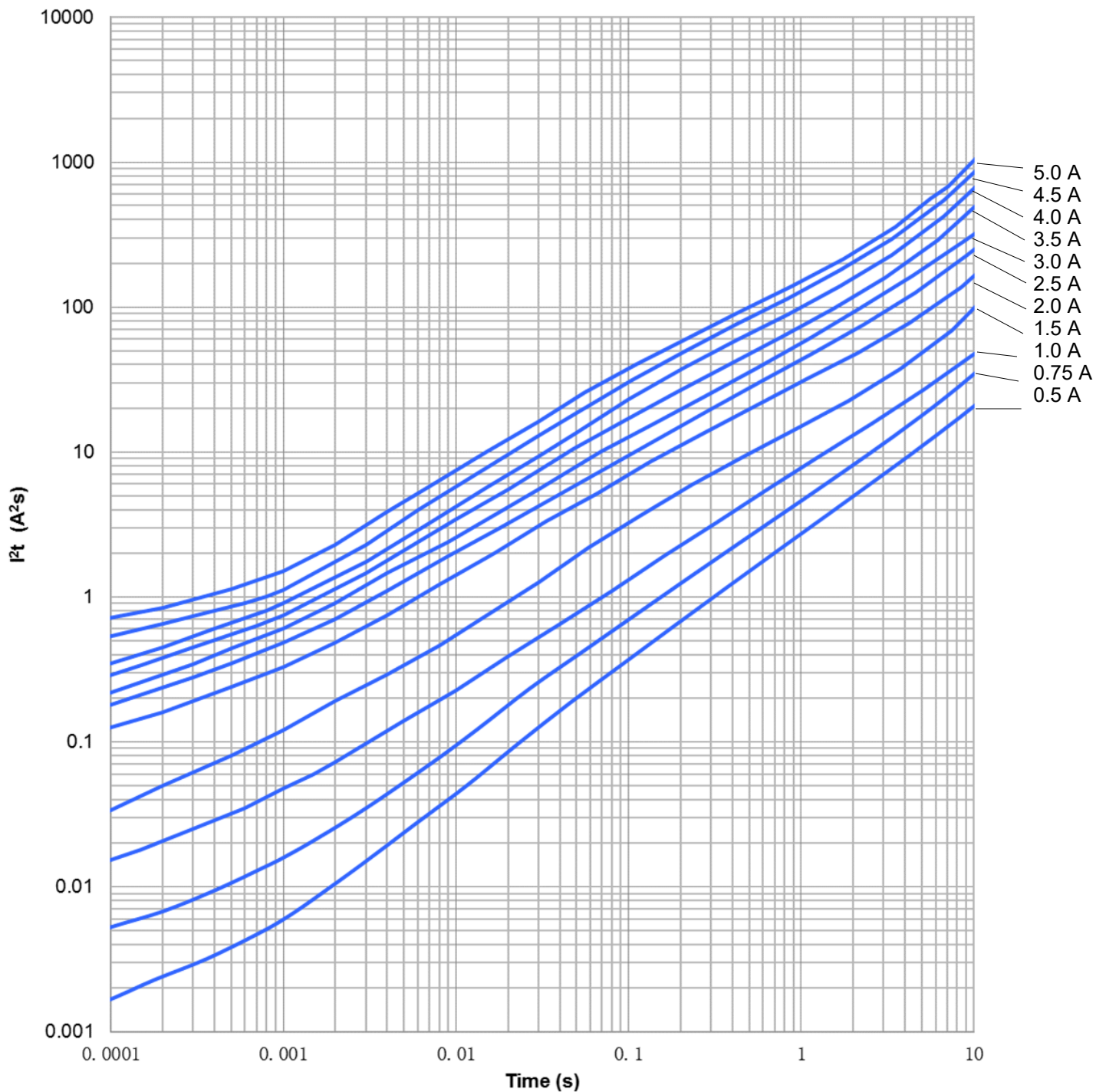
## Average Pre-arcing Time Curves:



# SolidMatrix<sup>®</sup> Automotive Surface Mount Fuses

## QF1206G Series

### Average $I^2t$ vs. $t$ Curves:



# SolidMatrix<sup>®</sup> Automotive Surface Mount Fuses

## QF0603G Series

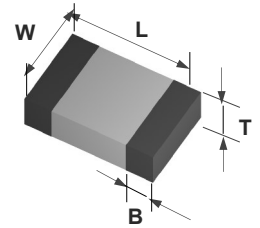


### Agency Approval:

Agency	File NO.
UL	E232989

### Shape and Dimensions:

Unit	Inch	mm
L	0.063 ± 0.006	1.60 ± 0.15
W	0.031 ± 0.006	0.80 ± 0.15
T	0.031 ± 0.006	0.80 ± 0.15
B	0.014 ± 0.006	0.36 ± 0.15



### Clearing Time Characteristics:

% of current rating	Clearing time at 25°C	
	Min.	Max.
100%	4 hours	
250%		5 seconds

### Ordering Information:

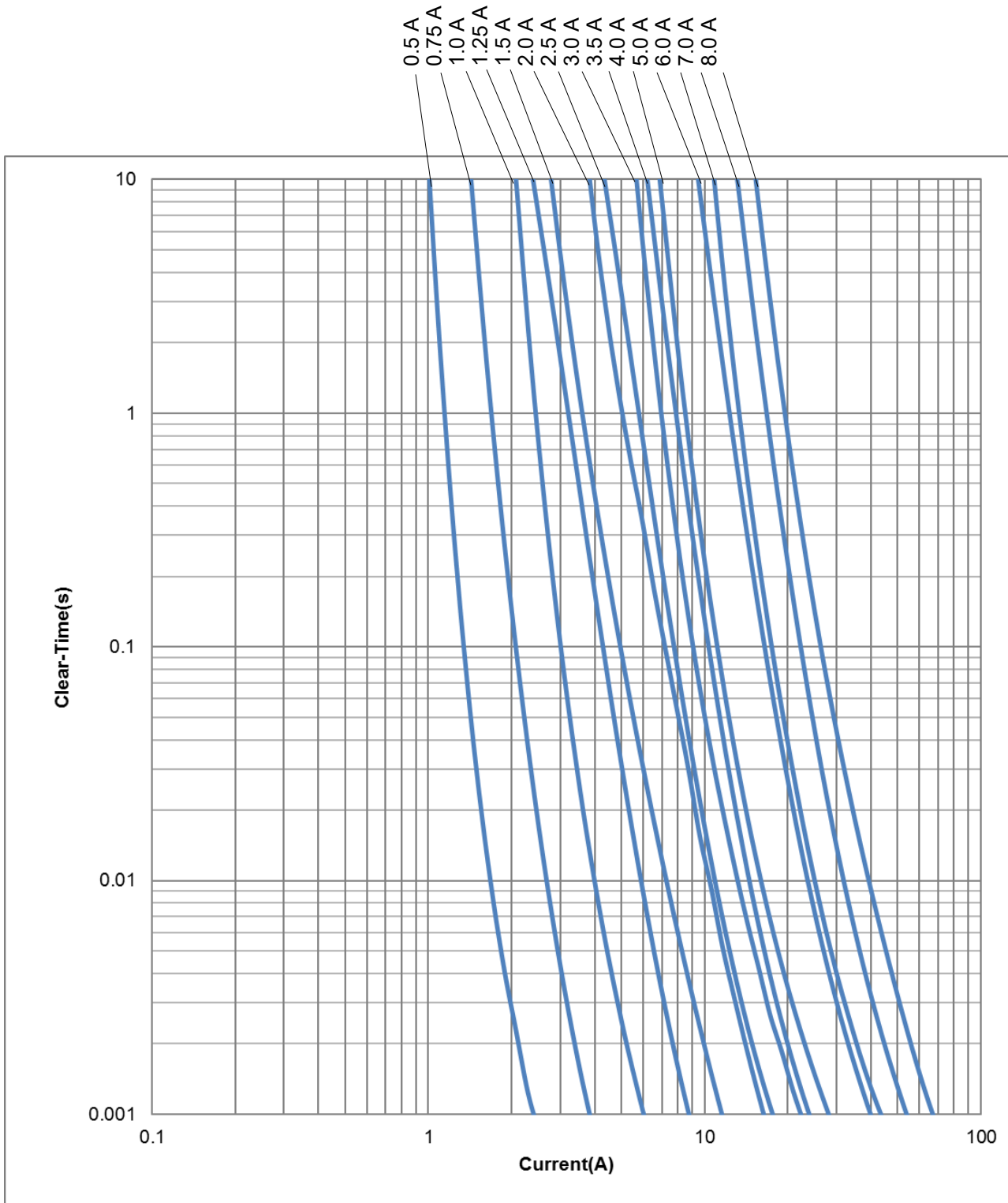
Part Number	Current Rating (A)	Voltage Rating (VDC)	Interrupting Ratings	Nominal Cold DCR ( $\Omega$ ) <sup>1</sup>	Nominal I <sup>2</sup> t (A <sup>2</sup> s) <sup>2</sup>	Marking Code <sup>3</sup>
QF0603GA500T	0.5	65	50A @ 65VDC	0.827	0.004	C
QF0603GA750T	0.75			0.373	0.012	D
QF0603G1A00T	1.0			0.237	0.030	E
QF0603G1A25T	1.25			0.153	0.065	F
QF0603G1A50T	1.5			0.116	0.10	G
QF0603G2A00T	2.0	35	50A @ 35VDC	0.067	0.18	I
QF0603G2A50T	2.5			0.039	0.22	J
QF0603G3A00T	3.0			0.029	0.34	K
QF0603G3A50T	3.5			0.024	0.39	L
QF0603G4A00T	4.0			0.020	0.53	M
QF0603G5A00T	5.0			0.012	0.88	N
QF0603G6A00T	6.0	24	80A @ 24VDC	0.011	1.09	O
QF0603G7A00T	7.0			0.008	1.86	P
QF0603G8A00T	8.0			0.007	2.7	R

1. Measured at ≤10% of rated current and 25°C ambient.
2. Melting I<sup>2</sup>t at 0.001 second pre-arcing time.
3. Cyan marking character code.

# SolidMatrix<sup>®</sup> Automotive Surface Mount Fuses

## QF0603G Series

### Average Pre-arcing Time Curves:

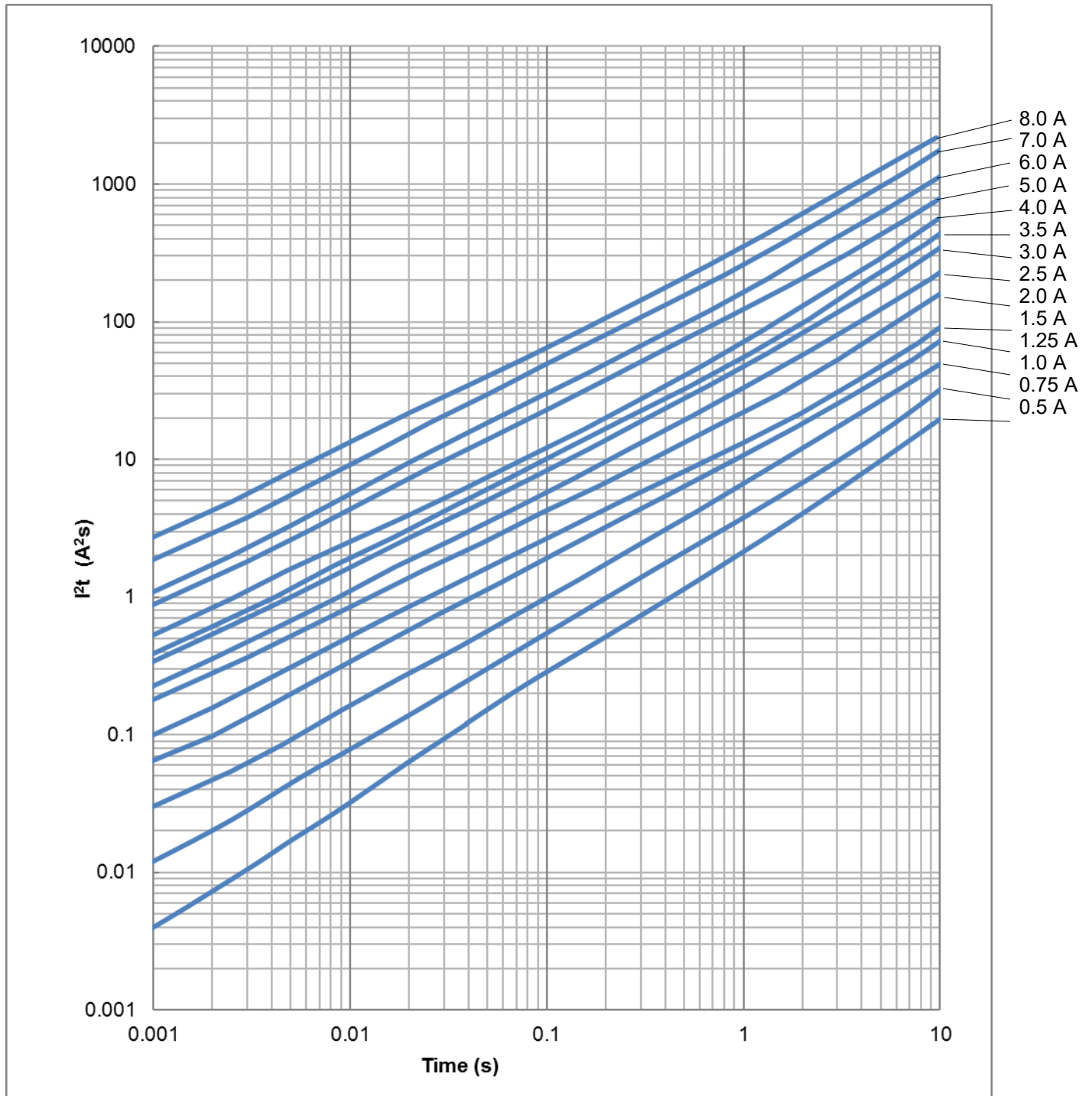




# SolidMatrix<sup>®</sup> Automotive Surface Mount Fuses

## QF0603G Series

### Average $I^2t$ vs. $t$ Curves:



# SolidMatrix<sup>®</sup> Automotive Surface Mount Fuses

## QF1206F Series

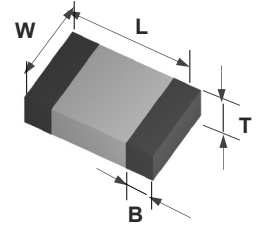


### Agency Approval:

Agency	File NO.
UL	E232989

### Shape and Dimensions:

Unit	Inch	mm
L	0.126 ± 0.008	3.20 ± 0.20
W	0.063 ± 0.008	1.60 ± 0.20
T	0.033 ± 0.008	0.85 ± 0.20
B	0.020 ± 0.010	0.51 ± 0.25



### Clearing Time Characteristics:

% of current rating	Clearing time at 25°C	
	Min.	Max.
100%	4 hours	
250%		5 seconds
400%		0.05 second

### Ordering Information:

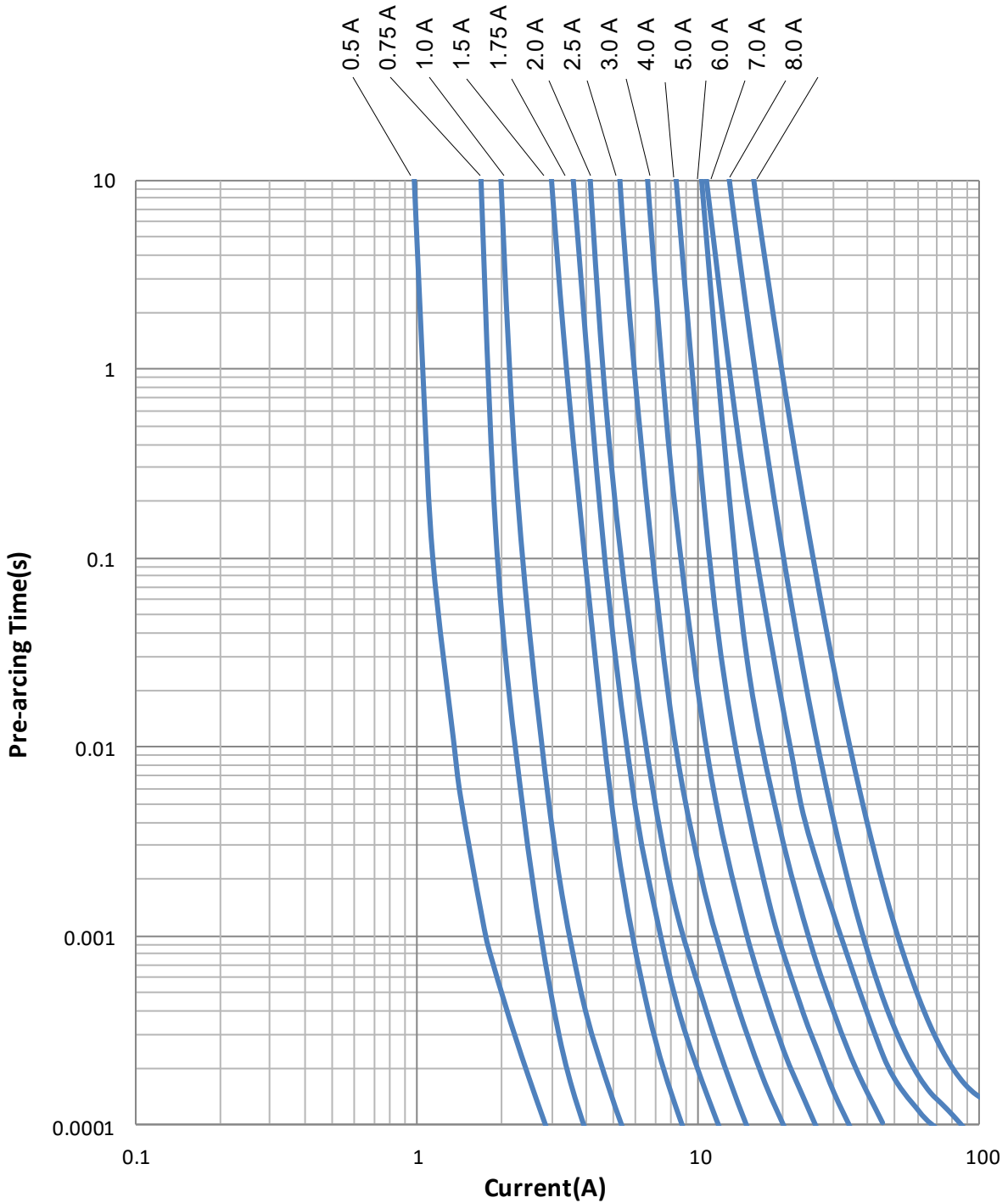
Part Number	Current Rating (A)	Voltage Rating (VDC)	Interrupting Ratings	Nominal Cold DCR ( $\Omega$ ) <sup>1</sup>	Nominal $I^2t$ ( $A^2s$ ) <sup>2</sup>	Marking Code <sup>3</sup>
QF1206FA500T	0.5	63	50A @ 63VDC	0.780	0.003	C
QF1206FA750T	0.75			0.530	0.008	D
QF1206F1A00T	1.0			0.250	0.012	E
QF1206F1A50T	1.5			0.110	0.026	G
QF1206F1A75T	1.75			0.098	0.046	H
QF1206F2A00T	2.0			0.054	0.076	I
QF1206F2A50T	2.5	32	50A @ 32VDC	0.040	0.115	J
QF1206F3A00T	3.0			0.036	0.220	K
QF1206F4A00T	4.0		45A @ 32VDC	0.022	0.360	M
QF1206F5A00T	5.0			0.015	0.620	N
QF1206F6A00T	6.0		50A @ 32VDC	0.013	0.850	+
QF1206F7A00T	7.0			0.011	1.030	-
QF1206F8A00T	8.0			0.008	2.040	=

1. Measured at  $\leq 10\%$  rated current and 25°C ambient.
2. Melting  $I^2t$  at 0.001 second pre-arcing time.
3. Black Marking Character Code.

# SolidMatrix<sup>®</sup> Automotive Surface Mount Fuses

## QF1206F Series

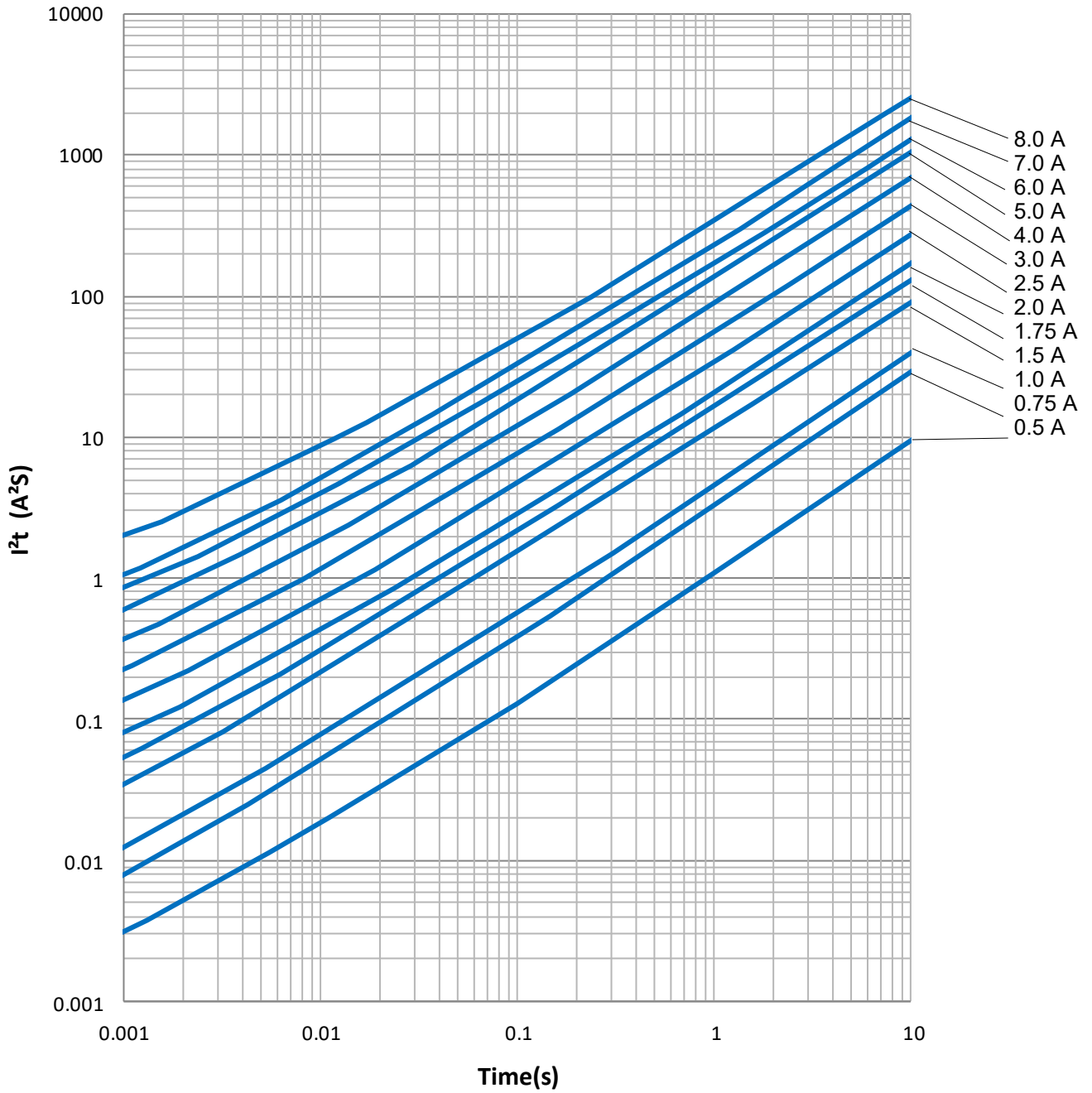
### Average Pre-arcing Time Curves:



# SolidMatrix<sup>®</sup> Automotive Surface Mount Fuses

## QF1206F Series

### Average $I^2t$ vs. $t$ Curves:



# SolidMatrix<sup>®</sup> Automotive Surface Mount Fuses

## QF0603F Series

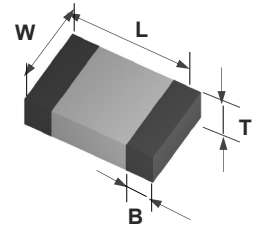


### Agency Approval:

Agency	File NO.
UL	E232989

### Shape and Dimensions:

Unit	Inch	mm
L	0.063 ± 0.006	1.60 ± 0.15
W	0.031 ± 0.006	0.80 ± 0.15
T	0.031 ± 0.006	0.80 ± 0.15
B	0.014 ± 0.006	0.36 ± 0.15



### Clearing Time Characteristics:

% of current rating	Clearing time at 25°C	
	Min.	Max.
100%	4 hours	
250%		5 seconds
400%		0.05 second

### Ordering Information:

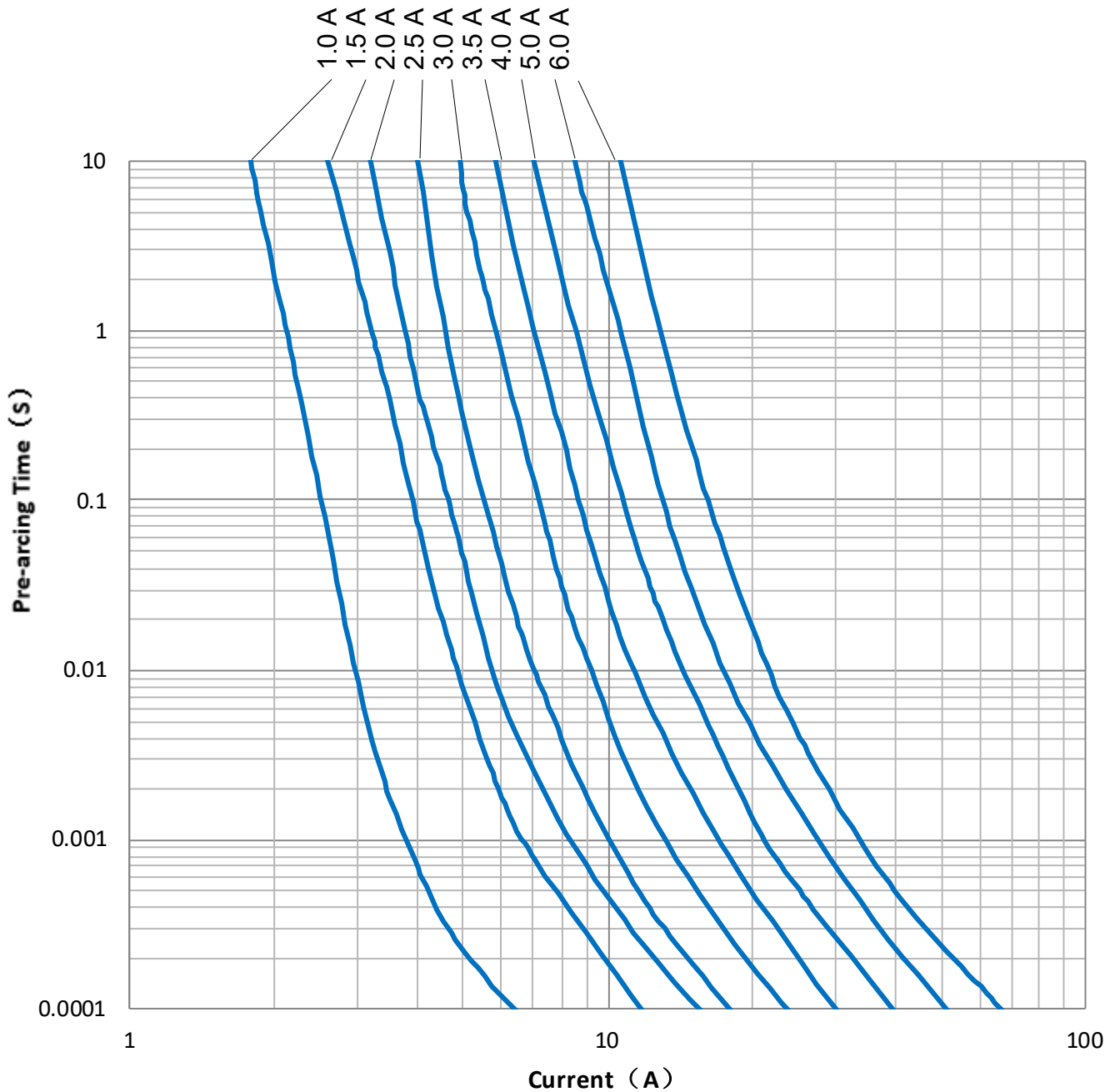
Part Number	Current Rating (A)	Voltage Rating (VDC)	Interrupting Ratings	Nominal Cold DCR ( $\Omega$ ) <sup>1</sup>	Nominal I <sup>2</sup> t (A <sup>2</sup> s) <sup>2</sup>	Marking Code <sup>3</sup>
QF0603F1A00T	1.0	63	35A @ 63VDC	0.150	0.0132	E
QF0603F1A50T	1.5			0.063	0.043	G
QF0603F2A00T	2.0	32	35A @ 32VDC	0.044	0.070	I
QF0603F2A50T	2.5			0.034	0.103	J
QF0603F3A00T	3.0			0.025	0.183	K
QF0603F3A50T	3.5			0.024	0.306	L
QF0603F4A00T	4.0			0.019	0.508	M
QF0603F5A00T	5.0			0.013	0.810	N
QF0603F6A00T	6.0	24	35A @ 24VDC	0.010	1.120	O

1. Measured at  $\leq 10\%$  rated current and 25°C ambient.
2. Melting I<sup>2</sup>t at 0.001 second pre-arcing time.
3. Black Marking Character Code.

# SolidMatrix<sup>®</sup> Automotive Surface Mount Fuses

## QF0603F Series

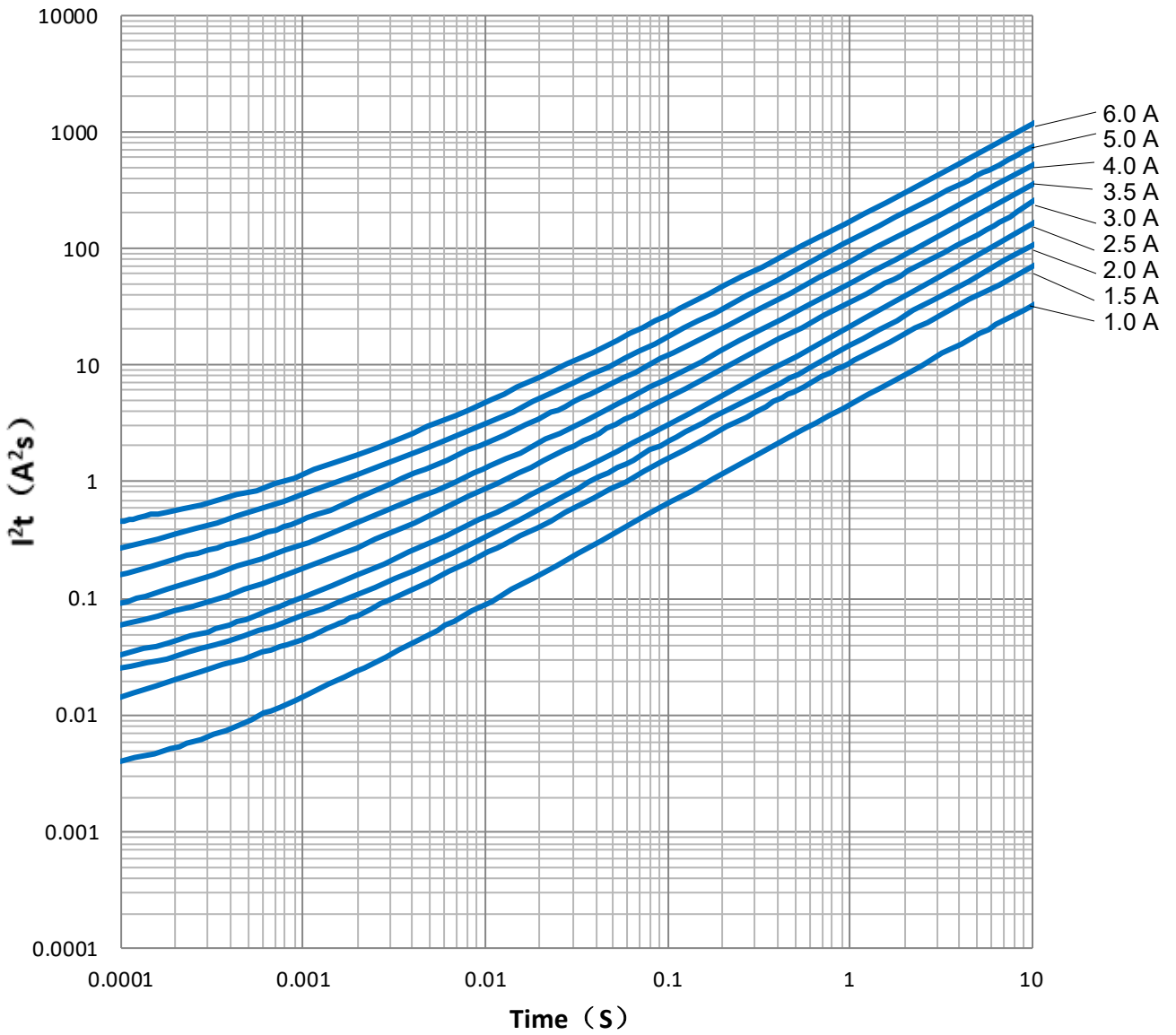
### Average Pre-arcing Time Curves:



# SolidMatrix<sup>®</sup> Automotive Surface Mount Fuses

## QF0603F Series

### Average $I^2t$ vs. $t$ Curves:



# SolidMatrix<sup>®</sup> Automotive Surface Mount Fuses

## QF1206H Series

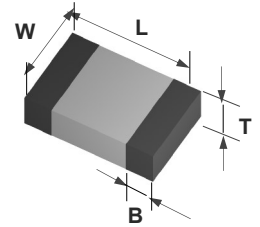


### Agency Approval:

Agency	File NO.
UL	E232989

### Shape and Dimensions:

Unit	Inch	mm
L	0.126 ± 0.008	3.20 ± 0.20
W	0.063 ± 0.008	1.60 ± 0.20
T	0.038 ± 0.008	0.97 ± 0.20
B	0.020 ± 0.010	0.51 ± 0.25



### Clearing Time Characteristics:

% of current rating	Clearing time at 25°C	
	Min.	Max.
100%	4 hours	
200% (1-6A)	1 second	60 seconds
350% (0.5-0.75A)	5 seconds	

### Ordering Information:

Part Number	Current Rating (A)	Voltage Rating (VDC)	Interrupting Ratings	Nominal Cold DCR ( $\Omega$ ) <sup>1</sup>	Nominal $I^2t$ ( $A^2s$ ) <sup>2</sup>	Marking Code <sup>3</sup>
QF1206HA500T	0.5	65	50A @ 65VDC	0.980	0.035	C
QF1206HA750T	0.75			0.420	0.100	D
QF1206H1A00T	1.0	63	50A @ 63VDC	0.370	0.112	E
QF1206H1A50T	1.5			0.165	0.336	G
QF1206H2A00T	2.0			0.089	0.820	I
QF1206H2A50T	2.5			0.067	1.210	J
QF1206H3A00T	3.0	32	50A @ 32VDC	0.039	1.360	K
QF1206H3A50T	3.5			0.030	1.890	L
QF1206H4A00T	4.0			0.025	2.780	M
QF1206H4A50T	4.5			0.023	3.250	T
QF1206H5A00T	5.0			0.020	7.500	N
QF1206H6A00T	6.0			24	80A @ 24VDC	0.013

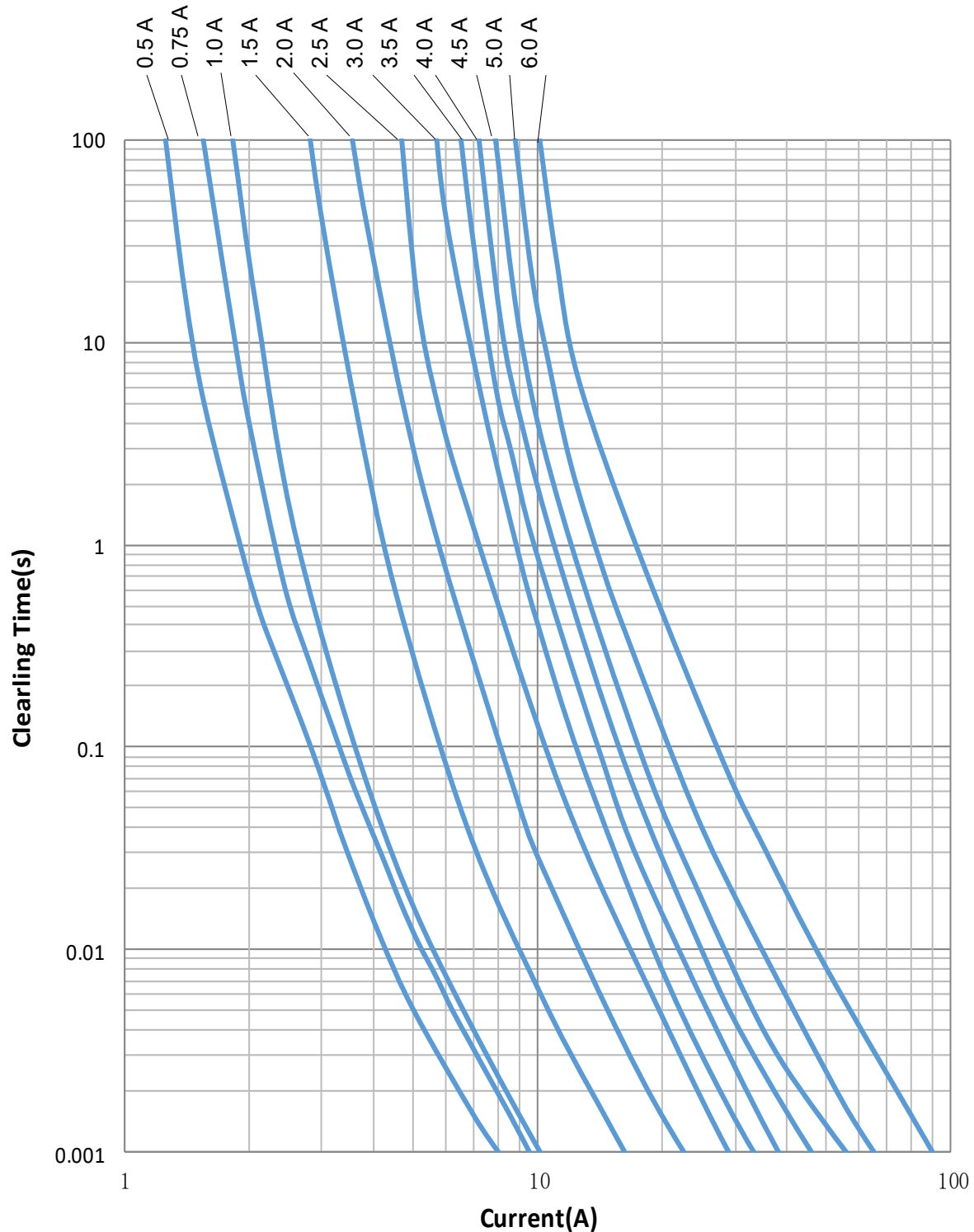
1. Measured at  $\leq 10\%$  rated current and 25°C ambient.
2. Melting  $I^2t$  at 1000% of current rating.
3. Green Marking Character Code.



# SolidMatrix<sup>®</sup> Automotive Surface Mount Fuses

## QF1206H Series

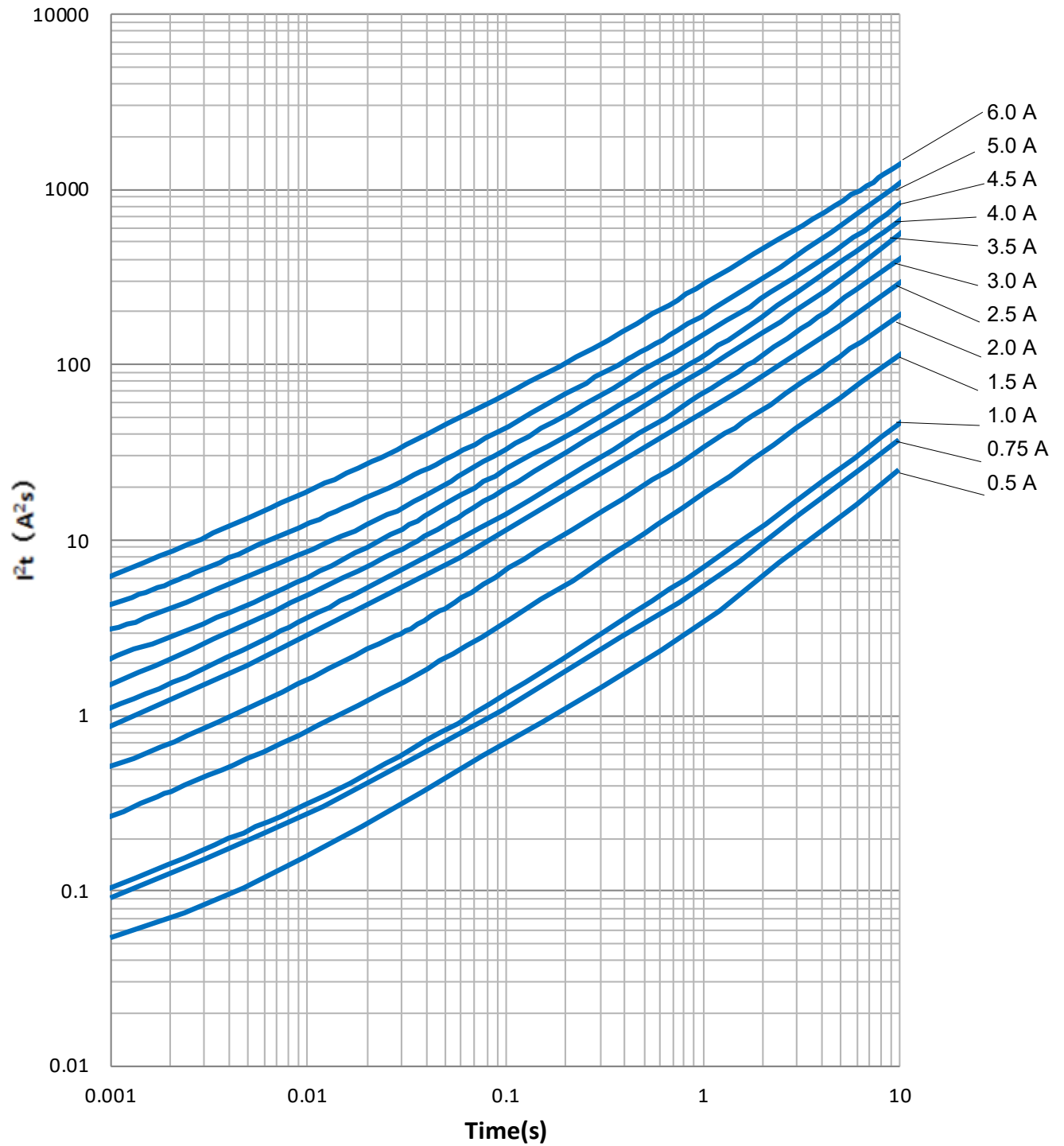
### Average Pre-arcing Time Curves:



# SolidMatrix<sup>®</sup> Automotive Surface Mount Fuses

## QF1206H Series

### Average $I^2t$ vs. $t$ Curves:



# SolidMatrix<sup>®</sup> Automotive Surface Mount Fuses

## QF0603H Series

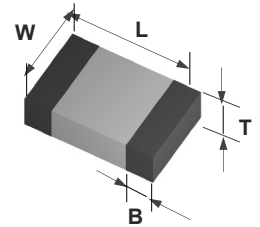


### Agency Approval:

Agency	File NO.
UL	E232989

### Shape and Dimensions:

Unit	Inch	mm
L	0.063 ± 0.006	1.60 ± 0.15
W	0.031 ± 0.006	0.80 ± 0.15
T	0.031 ± 0.006	0.80 ± 0.15
B	0.014 ± 0.006	0.36 ± 0.15



### Clearing Time Characteristics:

% of current rating	Clearing time at 25°C	
	Min.	Max.
100%	4 hours	
200%	1 second	60 seconds

### Ordering Information:

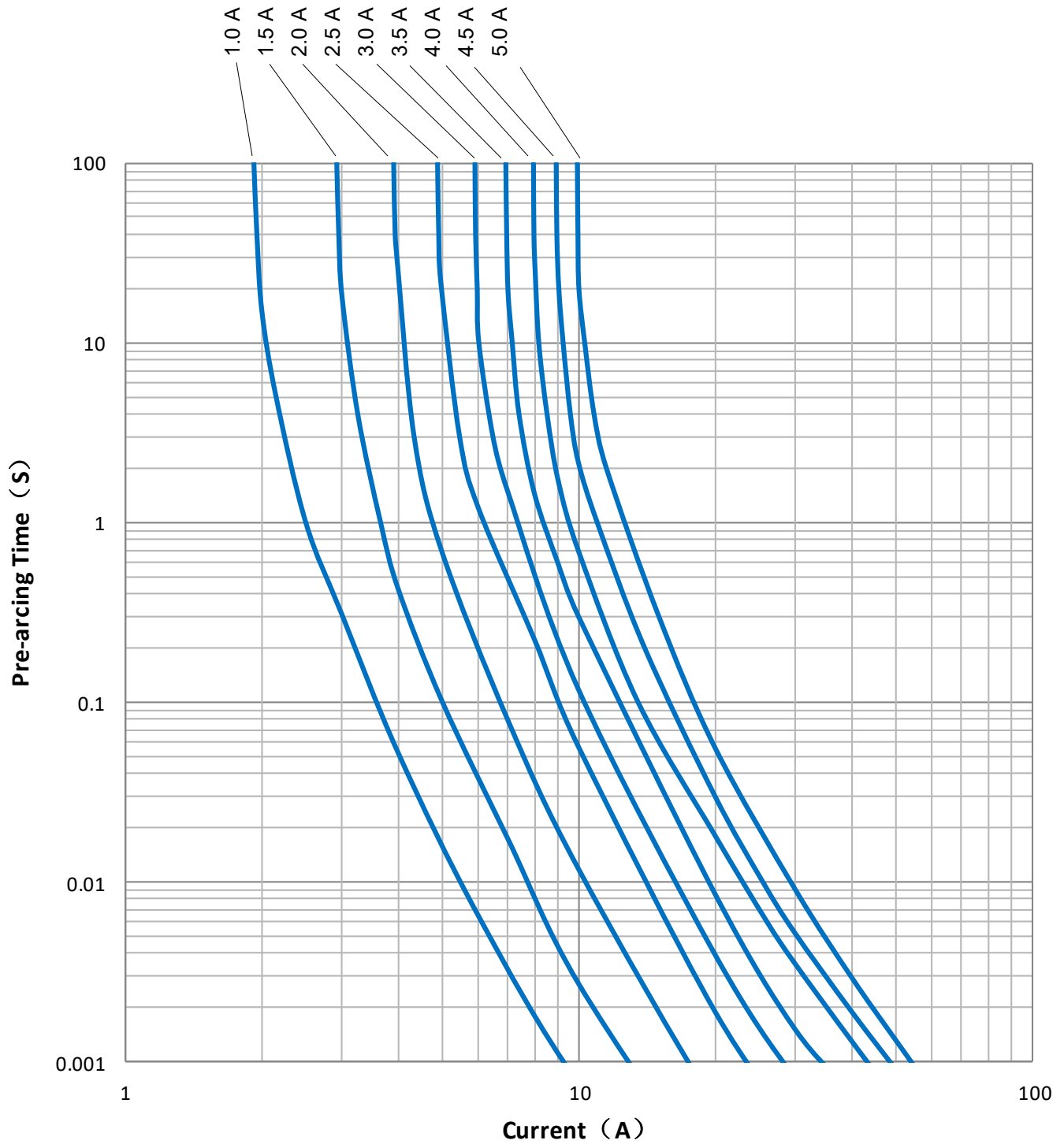
Part Number	Current Rating (A)	Voltage Rating (VDC)	Interrupting Ratings	Nominal Cold DCR ( $\Omega$ ) <sup>1</sup>	Nominal $I^2t$ ( $A^2s$ ) <sup>2</sup>	Marking Code <sup>3</sup>
QF0603H1A00T	1.0	32	50A @ 32VDC	0.240	0.082	E
QF0603H1A50T	1.5			0.115	0.112	G
QF0603H2A00T	2.0			0.060	0.245	I
QF0603H2A50T	2.5			0.042	0.570	J
QF0603H3A00T	3.0			0.032	0.740	K
QF0603H3A50T	3.5			0.022	1.120	L
QF0603H4A00T	4.0			0.018	2.10	M
QF0603H4A50T	4.5			0.015	2.68	T
QF0603H5A00T	5.0			0.013	3.30	N

1. Measured at  $\leq 10\%$  rated current and 25°C ambient.
2. Melting  $I^2t$  at 1000% of current rating.
3. Green Marking Character Code.

# SolidMatrix<sup>®</sup> Automotive Surface Mount Fuses

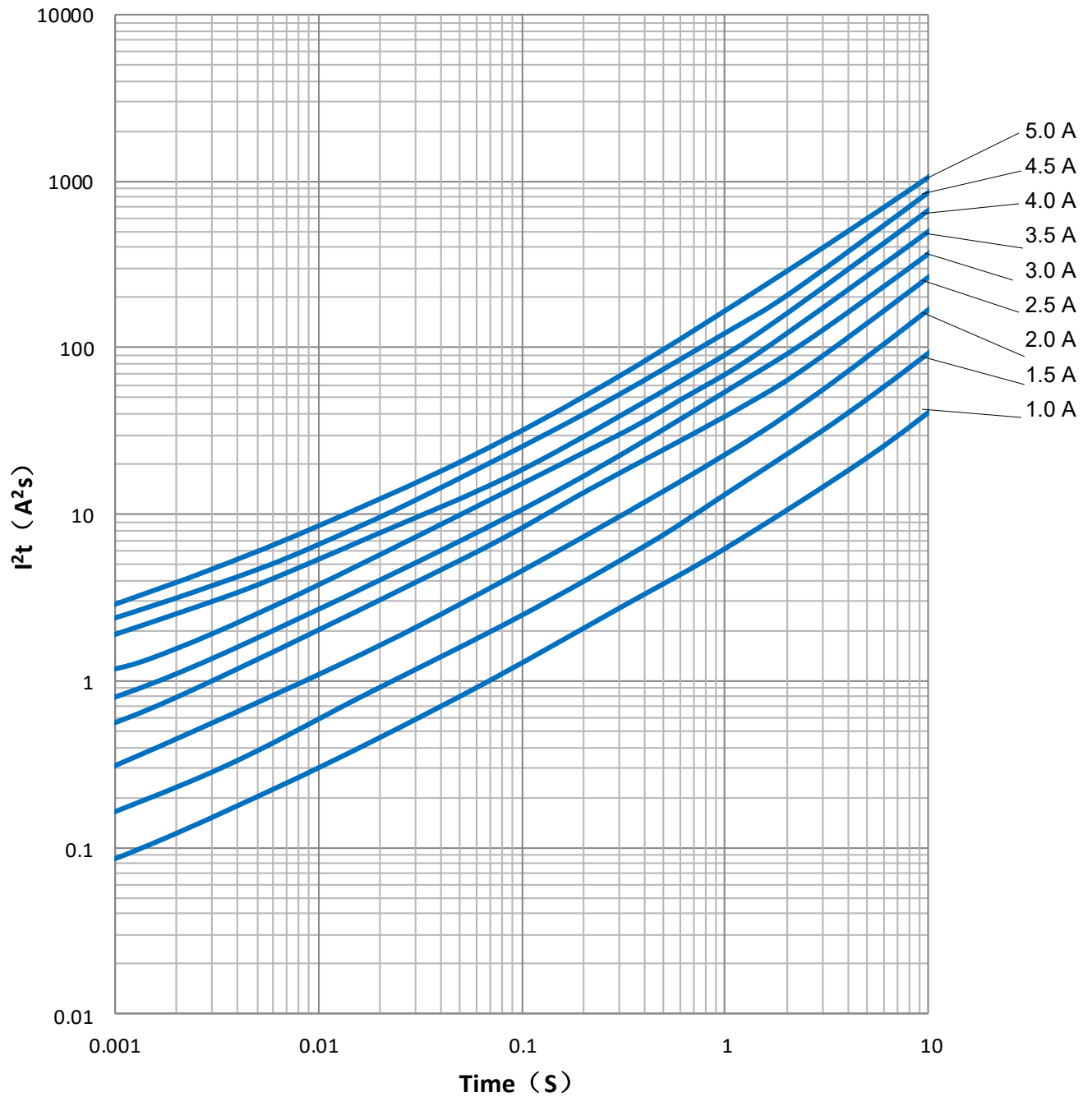
## QF0603H Series

### Average $I^2t$ vs. $t$ Curves:



**SolidMatrix<sup>®</sup> Automotive Surface Mount Fuses**  
**QF0603H Series**


**Average I<sup>2</sup>t vs. t Curves:**



## Disclaimer

*Specifications are subject to change without notice. AEM products are designed for specific applications and should not be used for any purpose (including, without limitation, automotive, aerospace, medical, life-saving applications, or any other application which requires especially high reliability for the prevention of such defect as may directly cause damage to the third party's life, body or property) not expressly set forth in applicable AEM product documentation. It is the customer's responsibility to validate that a particular product with the properties described in the product specification is suitable for use in a particular application. Warranties granted by AEM shall be deemed void for products used for any purpose not expressly set forth in applicable AEM product documentation. AEM shall not be liable for any claims or damages arising out of products used in applications not expressly intended by AEM as set forth in applicable AEM product documentation. The sale and use of AEM products is subject to AEM terms and conditions of sale. Please refer to AEM's website for updated catalog and terms and conditions of sale.*

## Note



---

**461 Zhongnan Street,  
China-Singapore Suzhou Industrial Park  
Jiangsu, P. R. China, 215026**

Tel: 86-512-6258-0028  
Fax: 86-512-6258-0018  
Email: [sales@aemchina.com](mailto:sales@aemchina.com)

**AEM Components (USA), Inc.  
6670 Cobra Way, San Diego, CA 92121, USA**

Tel: 1-858-750-6100  
Fax: 1-858-481-1123  
Email: [sales@aemcomponents.com](mailto:sales@aemcomponents.com)

Website: [www.aemchina.com](http://www.aemchina.com) & [www.aemcomponents.com](http://www.aemcomponents.com)