

P/N: WTL9M25422CH

Resistance Welded HC-49/S Surface Mount Package



深圳市维拓精电科技有限公司

WTL International Limited

APPROVAL SHEET

DESCRIPTION :	49SMD Crystal			
NOMINAL FREQ.:	8.192MHz			
WTL P/N:	WTL9M25422CH			
REVISION:	0			
DATE:	2018.04.18			
Customer	Customer P/N			
IBS Eletronics Inc	/			
Customer Signature	WTL			
	Approved by: <i>Xo Xo Lee</i>			
	Checked by: <i>Susan He</i>			
	Issued by: <i>Shengbiao</i>			
REVISION HISTORY				
Revised Page	Revision Content	Date	Ref. No.	Reviser



P/N: WTL9M25422CH

Resistance Welded HC-49/S Surface Mount Package



FEATURE

- Height 4.0mm, or 3.0mm, compact unit for surface mount
- Able to by means of a metal case and completely sealed high solution characteristics
- Copes with high density mounting and is the optimum for mass production



ELECTRICAL SPECIFICATIONS

Nominal frequency	8.192MHz
Oscillation mode	See below table
Operating temperature range	-20°C+70°C
Storage temperature range	-40°C+85°C
Frequency tolerance	± 20ppm
Freq. Temp characteristics	± 50ppm
Load capacitance	18pF
Equivalent series resistance	See below table
Parallel capacitance(Co)	7PF Max
Drive level	100 μW Typical
Insulation resistance	More than 500MΩ AT DC100V

EQUIVALENT SERIES RESISTANCE(ESR) AND OSCILLATION MODE

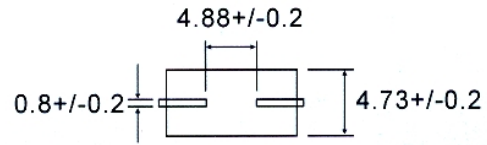
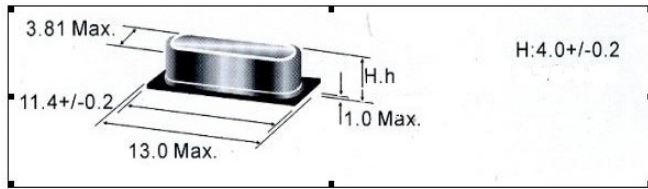
Frequency Range	E.S.R (Ω)	Mode	Frequency Range	E.S.R (Ω)	Mode
3.000MHz~5.999MHz	150Max	Fundamental/AT	24.000MHz~40.320MHz	30Max	Fundamental/ BT
6.000MHz~7.999MHz	60Max	Fundamental/AT	24.000MHz~29.999MHz	100Max	Third Overtone /AT
8.000MHz~15.999MHz	50Max	Fundamental/AT	30.000MHz~49.999MHz	80Max	Third Overtone /AT
16.000MHz~30.000MHz	30Max	Fundamental/AT	50.000MHz~100.000MHz	60Max	Third Overtone /AT

P/N: WTL9M25422CH

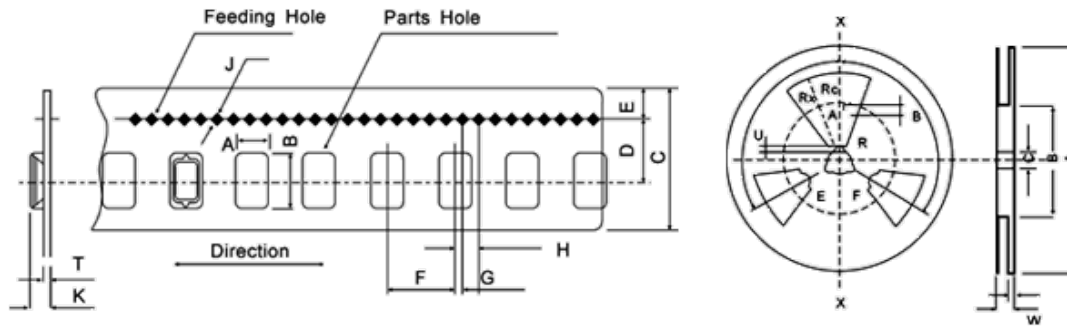
Resistance Welded HC-49/S Surface Mount Package



Dimension



Tape & Reel



Description		Code	Dimensions	
Flanges	Diameter	A	$\phi 330 \pm 2.0$	
	Thickness	t	2.4 ± 0.2	
	Width between Flanges	W	$+2.0$ 24.4-0	
Flanges	Outline Diameter	B	$\phi 100 \pm 2.0$	
	Center Coreslit	Width	F	2.3 ± 1.0
		Depth	V	6.0 ± 1.0
		Position	Q	$120^\circ \pm 3.0^\circ$
	Spindle Diameter	C	$\phi 13.0 \pm 0.5$	
	Key Seats	Width	E	2.5
		Depth	U	5.0 ± 0.5
Position		Q	$120^\circ \pm 3^\circ$	
Fenestrate	Outline Radius	Ro	$R90 \pm 1.0$	
	Inline Radius	Ri	$R40 \pm 1.0$	
	Rounded Corners	Rc	$+2.0$ R5-0	
	Open Angle	R	$40^\circ \pm 2^\circ$	

Code	Dimension	Code	Dimension	Code	Dimension
A	5.0 ± 0.1	E	1.75 ± 0.1	J	$\phi 1.5 (+0.1, -0)$
B	15.0 ± 0.2	F	$8.0 \pm 0.1 / 12.0 \pm 0.1$	K	5.0 ± 0.1
C	24.0 ± 0.3	G	2.0 ± 0.1	T	5.0 ± 0.1
D	11.05 ± 0.1	H	4.0 ± 0.1		