


124 Chip Fuse



Main Characteristics

Chip fuse; Fast-Acting(F)

Standard

UL248-14

Materials

Substrate: Ceramic
Termination: Silver over-plated with nickel and Tin

Operating Temperature

-55°C to +150°C

Storage Conditions

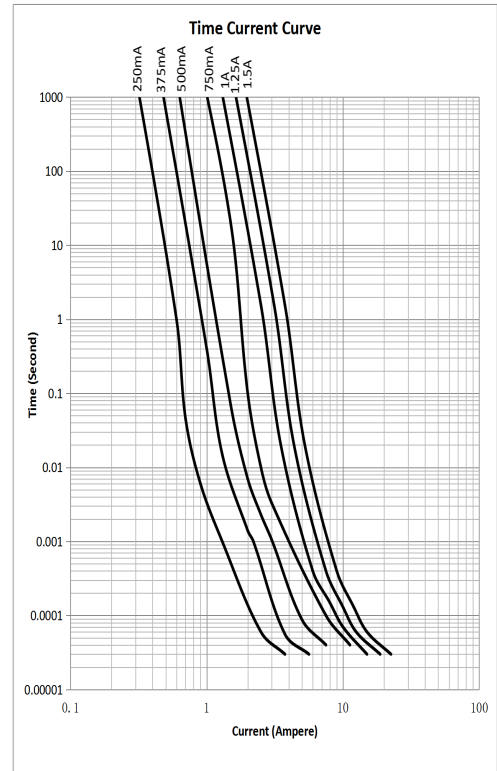
+10°C to +60°C
Relative humidity: ≤75% yearly average
Without dew, maximum 30 days at 95%

Vibration Resistance

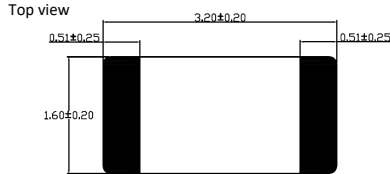
24 cycles at 15 min. each (60068-6)
10-60Hz at 0.75mm amplitude
60-2000Hz at 10g acceleration

Soldering Parameters

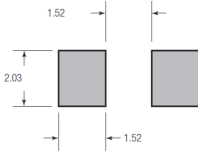
260°C. ≤10 sec (Wave Soldering)
350°C. ≤3 sec (Hand Soldering)
Soldering Peak:
260°C. 10 sec.
280°C. 5 sec. (IEC 60068-20)



Dimensions (unit: mm)



Recommended land pattern



Time vs Current Characteristics: UL248-14

Rated Current	100%	250%
250mA~1.5A	>4h	<5s



Electrical Characteristics at 25°C

Amp Code	Rated Current	Rated Voltage	Typical Voltage Drop (mV)	Breaking Capacity	Typical Melting I ² T (A ² s)	Typical Cold Resistance (mΩ)	Alpha Mark	Approvals
								cURus
0250	250mA	125V AC 125V DC	1407	50A@125V DC 50A@125V AC	0.00012	3608	.25	•
0375	375mA		718		0.0003	1882	E	•
0500	500mA		650		0.0005	1028	0.5	•
0750	750mA		1000		0.0012	850	.75	•
1100	1.00A		300		0.0075	240	H	•
1125	1.25A		290		0.009	175		•
1150	1.50A		250		0.013	125	1.5	•

1. AC Interrupting Rating (measured at designated voltage, 100% power factor); DC Interrupting Rating (measured at designated voltage, time constant of less than 50 microseconds, battery source)
2. DC Cold Resistance are measured at <10% of rated current in ambient temperature of 25°C
3. Typical Pre-arcing I²t are measured at 10In Current

Ordering Information

Series	Amp Code	Supplementary Code	Qty
124			