
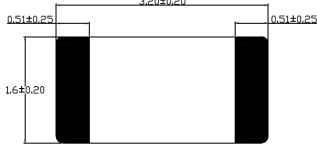


125 Chip Fuse



Dimensions (unit: mm)

Top view




Side view:

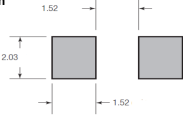
250mA~750mA/20A~40A



1A~15A



Recommended land pattern



Main Characteristics

Chip fuse; Fast-Acting(F)

Standard

UL248-14

Materials

Substrate: Ceramic

Termination: Silver over-plated with nickel and Tin

Operating Temperature

-55°C to +150°C

Storage Conditions

+10°C to +60°C

Relative humidity: ≤75% yearly average
Without dew, maximum 30 days at 95%

Vibration Resistance

24 cycles at 15 min. each (60068-6)
10-60Hz at 0.75mm amplitude
60-2000Hz at 10g acceleration

Soldering Parameters

260°C. ≤ 10 sec (Wave Soldering)

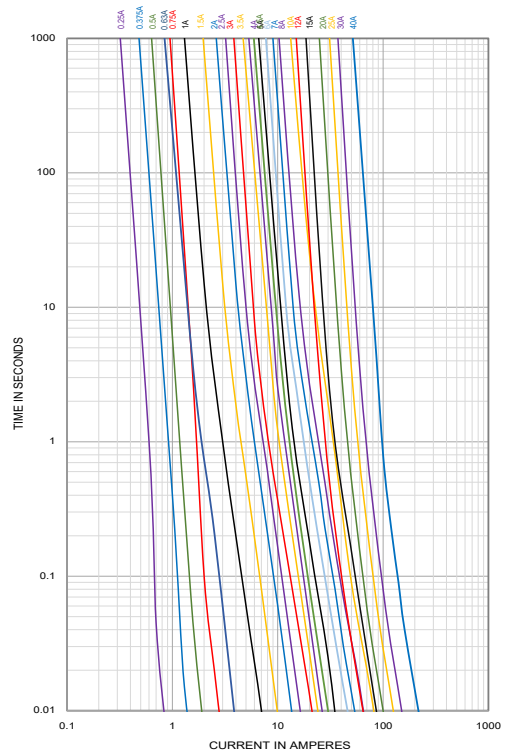
300°C. ≤ 2 sec (Hand Soldering)

Soldering Peak:

260°C. 10 sec.

280°C. 5 sec. (IEC 60068-20)

Average Current Curve(I-T Curve)



Time vs Current Characteristics: UL248-14

Rated Current	100%	250%	350%
250mA~5A	>4h	<5s	/
6A~40A	>4h	/	<5s



Electrical Characteristics at 25°C

Amp Code	Rated Current	Rated Voltage	Typical Voltage Drop Max(mV)	Breaking Capacity	Typical Melting I ² t (A ² s)	Typical Cold Resistance (mΩ)	Alpha Mark	Approvals		
								cURus		
0250	250mA	72VDC 63VDC 24VDC 32VDC	1400	50A@72V DC 50A@63V DC 50A@32V DC 300A@24V DC	0.00043	3500	.25	•		
0375	375mA		715		0.00083	1750	E	•		
0500	500mA		648		0.0025	1000	0.5	•		
0630	630mA		950		0.01	1080	B	•		
0750	750mA		605		0.0058	540	.75	•		
1100	1.00A		515		0.13	465	H	•		
1150	1.50A		365		0.16	215	K	•		
1200	2.00A		315		0.42	120	N	•		
1250	2.50A		242		0.66	75	O	•		
1300	3.00A		185		1.41	48	P	•		
1350	3.50A		185		1.67	36.5	R	•		
1400	4.00A		175		1.75	33	S	•		
1450	4.50A		165		2.65	28	X	•		
1500	5.00A		143		2.92	20	T	•		
1600	6.00A	24VDC	142	300A@24V DC	11.5	15	F	•		
1700	7.00A	32VDC 24VDC	141	150A@32V DC 300A@24V DC	12.7	11.75	7	•		
1800	8.00A		112		14.5	8.25	M	•		
2100	10.00A		105		20.5	6.50	U	•		
2120	12.00A		88		11.6	5.00	12	•		
2150	15.00A		80		16.8	3.65	15	•		
2200	20.00A		65		47.8	1.75	20	•		
2250	25.00A		55		32.5	1.50	25	•		
2300	30.00A		65		43.6	1.045	30	•		
2400	40.00A		32VDC 24VDC		97	200A@32V DC 200A@24V DC	161	0.850	XL	•

- Note:**
- DC Interrupting Rating (Measured at rated voltage, time constant of less than 50 microseconds, battery source)
 - DC Cold Resistance are measured at <10% of rated current in ambient temperature of 25°C
 - Typical Pre-arcing I²t are measured at 10In Current

Ordering Information

Series	Amp Code	Supplementary Code	Qty
125			