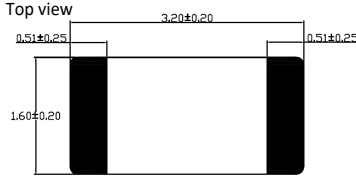


127 Chip Fuse


Average Time Current(I-T Curve)



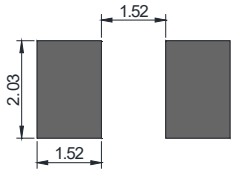
Dimensions (unit: mm)



Side view



Recommended land pattern
(unit: mm)



Main Characteristics

Chip fuse; Fast-Acting(F)

Standard

UL248-14

Materials

Substrate: Ceramic

Termination: Silver over-plated with nickel and Tin

Operating Temperature

-55°C to +150°C

Storage Conditions

+10°C to +60°C

Relative humidity: ≤75% yearly average
Without dew, maximum 30 days at 95%

Vibration Resistance

24 cycles at 15 min. each (60068-6)
10-60Hz at 0.75mm amplitude
60-2000Hz at 10g acceleration

Soldering Parameters

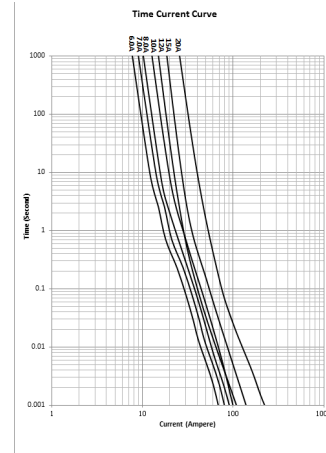
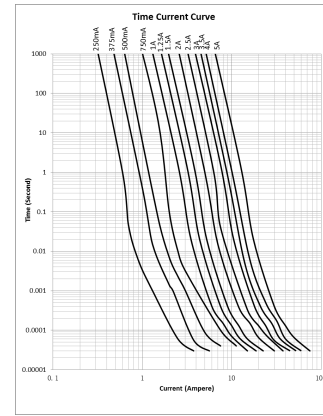
260°C. ≤10 sec (Wave Soldering)

300°C. ≤2 sec (Hand Soldering)

Soldering Peak:

260°C. 10 sec.

280°C. 5 sec. (IEC 60068-20)



Time vs Current Characteristics:UL248-14

Rated Current	100%	250%	350%
250mA-5A	≥4H	≤5s	-
6A-20A	≥4H	≤5s	



Electrical Characteristics at 25°C

Amp Code	Rated Current	Rated Voltage	Typical Voltage Drop (mV)	Breaking Capacity	Nominal Melting I ² t(A ² sec)	Typical Cold Resistance (mΩ)	Alpha Marking	Approvals
								cURus
0250	250mA	125V AC 125V DC	1407	50A@125V AC 50A@125V DC	0.00012	3608	.25	●
0375	375mA		718		0.0003	1882	E	●
0500	500mA		650		0.0005	1028	0.5	●
0750	750mA		1000		0.0012	850	.75	●
1100	1.00A		300		0.0075	240	H	●
1125	1.25A		290		0.009	175		●
1150	1.50A		250		0.013	125	1.5	●
1200	2.00A	125V DC	200	50A@125V DC	0.04	80	N	●
1250	2.50A		140		0.045	38	2.5	●
1300	3.00A		130		0.065	32	P	●
1350	3.50A	72V DC	120	50A@72V DC	0.08	25	3.5	●
1400	4.00A		110		0.11	20	S	●
1500	5.00A		100		0.185	13	T	●
1600	6.00A	72V DC 63V DC	140	50A@72V DC 50A@63V DC	8	15.5	F	●
1700	7.00A		130		10	11.5	7	●
1800	8.00A	48V DC 32V DC	123	150A @ 48V DC 150A @ 32V DC	12	7.6	V	●
2100	10.00A		110		18	5.5	U	●
2120	12.00A		85		11.5	5	12	●
2150	15.00A		78		16.5	3.4	15	●
2200	20.00A		80		40	2.2	Q	●

- Note:** (1) DC interrupting rating (measured at rated voltage, time constant of less than 50 microseconds, battery source)
 (2) DC cold resistance are measured at <10% of rated current in ambient temperature of 25°C
 (3) Typical pre-arcing I²t are measured at 10In current

Ordering Information

Series	Amp Code	Supplementary Code	Qty
127			