

CANTOP

CORD GRIPS

General Description

The Canfield Connector CanTop (brand) is a series of wire bulkhead feed through connectors which have integrated wire strain relief and sealing mechanism. The CanTops are made from rugged engineered materials which are impervious to dust and moisture. Available in Nickel Plated Brass Strain Relief, Nylon Strain Relief, and Nylon Flex Strain Relief versions with various NPT, PG, and metric thread sizes. Canfield Connector CanTops are compatible with wire diameters from .079" to 1.732" (.709" for Flex), to ensure a tight fit while enhancing any wire installation.

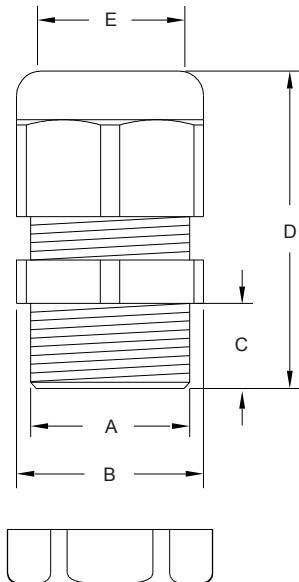
Dimensional Data

ALL DIMENSIONS ARE IN MILLIMETERS UNLESS OTHERWISE NOTED

CanTop Strain Relief Connector



Nickel Plated Brass

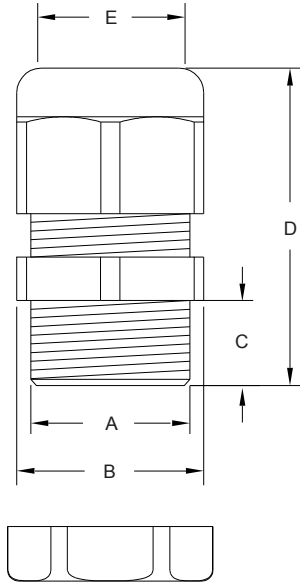


DIMENSION					PART NUMBER
A	B (In)	C (In)	D (In)	E Range (In)	Brass
PG-7	0.630	0.315	1.181	0.118-0.256"	CANTOP-S010
	0.630	0.315	1.181	0.079-0.197"	CANTOP-S020
PG-9	0.748	0.315	1.339	0.157-0.315"	CANTOP-S030
	0.748	0.315	1.339	0.079-0.236"	CANTOP-S040
PG-11	0.866	0.315	1.378	0.197-0.394"	CANTOP-S050
	0.866	0.315	1.378	0.118-0.276"	CANTOP-S060
PG-13.5	0.945	0.354	1.457	0.236-0.472"	CANTOP-S070
	0.945	0.354	1.457	0.197-0.354"	CANTOP-S080
PG-16	1.063	0.394	1.575	0.394-0.551"	CANTOP-S090
	1.063	0.394	1.575	0.276-0.472"	CANTOP-S100
PG21	1.299	0.394	1.772	0.512-0.709"	CANTOP-S110
	1.299	0.394	1.772	0.354-0.630"	CANTOP-S120
PG-29	1.654	0.472	2.047	0.709-0.984"	CANTOP-S130
	1.654	0.472	2.047	0.512-0.787"	CANTOP-S140
PG-36	2.087	0.551	2.441	0.866-1.260"	CANTOP-S150
	2.087	0.551	2.441	0.787-1.024"	CANTOP-S160
PG-42	2.402	0.551	2.480	1.260-1.496"	CANTOP-S170
	2.402	0.551	2.480	0.984-1.220"	CANTOP-S180
PG-48	2.559	0.551	2.520	1.457-1.732"	CANTOP-S190
	2.559	0.551	2.520	1.142-1.378"	CANTOP-S200
NPT 3/8"	0.748	0.591	1.614	0.157-0.315"	CANTOP-S210
	0.748	0.591	1.614	0.079-0.236"	CANTOP-S220
NPT 1/2"	0.945	0.591	1.693	0.236-0.472"	CANTOP-S230
	0.945	0.591	1.693	0.197-0.354"	CANTOP-S240
NPT 3/4"	1.299	0.591	2.047	0.512-0.709"	CANTOP-S250
	1.299	0.591	2.047	0.354-0.630"	CANTOP-S260
NPT 1"	1.614	0.630	2.205	0.709-0.984"	CANTOP-S270
	1.614	0.630	2.205	0.512-0.787"	CANTOP-S280

CanTop Strain Relief Connector



Nylon

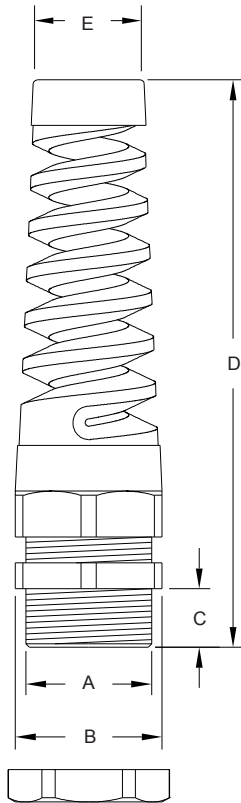


DIMENSION					PART NUMBER	
A	B (In)	C (In)	D (In)	E Range (In)	Gray	Black
PG-7	0.630	0.315	1.181	0.118-0.256"	CANTOP-S011	CANTOP-S012
	0.630	0.315	1.181	0.079-0.197"	CANTOP-S021	CANTOP-S022
PG-9	0.748	0.315	1.339	0.157-0.315"	CANTOP-S031	CANTOP-S032
	0.748	0.315	1.339	0.079-0.236"	CANTOP-S041	CANTOP-S042
PG-11	0.866	0.315	1.378	0.197-0.394"	CANTOP-S051	CANTOP-S052
	0.866	0.315	1.378	0.118-0.276"	CANTOP-S061	CANTOP-S062
PG-13.5	0.945	0.354	1.457	0.236-0.472"	CANTOP-S071	CANTOP-S072
	0.945	0.354	1.457	0.197-0.354"	CANTOP-S081	CANTOP-S082
PG-16	1.063	0.394	1.575	0.394-0.551"	CANTOP-S091	CANTOP-S092
	1.063	0.394	1.575	0.276-0.472"	CANTOP-S101	CANTOP-S102
PG21	1.299	0.394	1.772	0.512-0.709"	CANTOP-S111	CANTOP-S112
	1.299	0.394	1.772	0.354-0.630"	CANTOP-S121	CANTOP-S122
PG-29	1.654	0.472	2.047	0.709-0.984"	CANTOP-S131	CANTOP-S132
	1.654	0.472	2.047	0.512-0.787"	CANTOP-S141	CANTOP-S142
PG-36	2.087	0.551	2.441	0.866-1.260"	CANTOP-S151	CANTOP-S152
	2.087	0.551	2.441	0.787-1.024"	CANTOP-S161	CANTOP-S162
PG-42	2.402	0.551	2.480	1.260-1.496"	CANTOP-S171	CANTOP-S172
	2.402	0.551	2.480	0.984-1.220"	CANTOP-S181	CANTOP-S182
PG-48	2.559	0.551	2.520	1.457-1.732"	CANTOP-S191	CANTOP-S192
	2.559	0.551	2.520	1.142-1.378"	CANTOP-S201	CANTOP-S202
NPT 3/8"	0.748	0.591	1.614	0.157-0.315"	CANTOP-S211	CANTOP-S212
	0.748	0.591	1.614	0.079-0.236"	CANTOP-S221	CANTOP-S222
NPT 1/2"	0.945	0.591	1.693	0.236-0.472"	CANTOP-S231	CANTOP-S232
	0.945	0.591	1.693	0.197-0.354"	CANTOP-S241	CANTOP-S242
NPT 3/4"	1.299	0.591	2.047	0.512-0.709"	CANTOP-S251	CANTOP-S252
	1.299	0.591	2.047	0.354-0.630"	CANTOP-S261	CANTOP-S262
NPT 1"	1.614	0.630	2.205	0.709-0.984"	CANTOP-S271	CANTOP-S272
	1.614	0.630	2.205	0.512-0.787"	CANTOP-S281	CANTOP-S282
M12X1.5	0.630	0.315	1.181	0.118-0.256"	CANTOP-S291	CANTOP-S292
M16X1.5	0.748	0.315	1.339	0.157-0.315"	CANTOP-S311	CANTOP-S312
M18X1.5	0.866	0.315	1.378	0.197-0.394"	CANTOP-S331	CANTOP-S332
M20X1.5	0.945	0.354	1.456	0.236-0.472"	CANTOP-S351	CANTOP-S352
M22X1.5	1.063	0.394	1.575	0.394-0.551"	CANTOP-S371	CANTOP-S372
M25X1.5	1.300	0.394	1.772	0.512-0.709"	CANTOP-S391	CANTOP-S392
M32X1.5	1.437	0.433	2.008	0.709-0.984"	CANTOP-S411	CANTOP-S412
M40X1.5	2.067	1.575	3.465	0.866-1.260"	CANTOP-S431	CANTOP-S432
M50X1.5	2.382	1.575	3.504	1.260-1.496"	CANTOP-S451	CANTOP-S452
M63X1.5	2.638	1.575	3.544	1.457-1.732"	CANTOP-S471	CANTOP-S472

CanTop Flex Strain Relief Connector



Nylon



DIMENSION					PART NUMBER	
A	B (In)	C (In)	D (In)	E Range (In)	Gray	Black
PG-7	0.669	0.315	2.874	0.118-0.256"	CANTOP-F011	CANTOP-F012
	0.669	0.315	2.874	0.079-0.197"	CANTOP-F021	CANTOP-F022
PG-9	0.787	0.315	3.071	0.157-0.315"	CANTOP-F031	CANTOP-F032
	0.787	0.315	3.071	0.079-0.236"	CANTOP-F041	CANTOP-F042
PG-11	0.866	0.315	3.386	0.197-0.394"	CANTOP-F051	CANTOP-F052
	0.866	0.315	3.386	0.118-0.276"	CANTOP-F061	CANTOP-F062
PG-13.5	0.945	0.354	3.898	0.236-0.472"	CANTOP-F071	CANTOP-F072
	0.945	0.354	3.898	0.197-0.354"	CANTOP-F081	CANTOP-F082
PG-16	1.063	0.394	4.331	0.394-0.551"	CANTOP-F091	CANTOP-F092
	1.063	0.394	4.331	0.276-0.472"	CANTOP-F101	CANTOP-F102
PG21	1.339	0.394	4.803	0.512-0.709"	CANTOP-F111	CANTOP-F112
	1.339	0.394	4.803	0.354-0.630"	CANTOP-F121	CANTOP-F122
NPT 3/8"	0.787	0.591	3.346	0.157-0.315"	CANTOP-F271	CANTOP-F272
	0.787	0.591	3.346	0.079-0.236"	CANTOP-F281	CANTOP-F282
NPT 1/2"	0.945	0.591	4.134	0.236-0.472"	CANTOP-F291	CANTOP-F292
	0.945	0.591	4.134	0.197-0.354"	CANTOP-F301	CANTOP-F302
NPT 3/4"	1.339	0.591	5.079	0.512-0.709"	CANTOP-F311	CANTOP-F312
	1.339	0.591	5.079	0.354-0.630"	CANTOP-F321	CANTOP-F322
M12X1.5	0.669	0.315	2.874	0.118-0.256"	CANTOP-F131	CANTOP-F132
M16X1.5	0.787	0.315	3.071	0.157-0.315"	CANTOP-F151	CANTOP-F152
M18X1.5	0.866	0.315	3.386	0.197-0.394"	CANTOP-F171	CANTOP-F172
M20X1.5	0.945	0.354	3.898	0.236-0.472"	CANTOP-F191	CANTOP-F192
M22X1.5	1.063	0.394	4.331	0.394-0.551"	CANTOP-F211	CANTOP-F212
M25X1.5	1.339	0.394	4.803	0.512-0.709"	CANTOP-F231	CANTOP-F232

Technical Data

- Temperature Range: Operational from -40° to +100°C
- All versions designed to meet NEMA 6 / IP68 specifications
- Plastic Housing Material: Nylon
- Metal Housing Material: Nickel Plated Brass
- Grommet Material: Neoprene
- Wire Outer Diameter Range: .079" - 1.732" for Strain Relief
.079" - .709" for Flex

