

**TYPE  
SPD**

**Features**

- Whole house surge protection
- Compact NEMA polycarbonate enclosure
- Blue indicator LED
- 50 kA surge current strength
- Optional electrical noise filter
- UL 1449 Listed with advanced safety features
- Five year warranty

**Benefits**

- Protect residence from electrical surges
- Easily installed outdoors or indoors, non-submersible
- Easy monitoring of surge protection status
- Withstands severe lightning strikes
- Protects valuable electronics & appliances
- Product longevity in the most demanding environments




Fig. 1

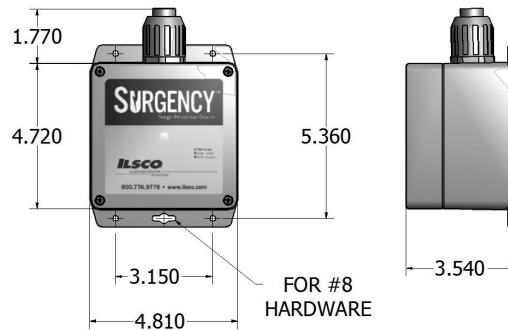


Fig. 2



Catalog Number	Figure Number	Lead Wire Size	Electrical Characteristics					Nominal Discharge Current	Short Circuit Current Rating (SCCR)	UL/CSA Type*	UL Voltage Protection Rating		Conduit Size (in.)
			Phase	System	AC Frequency	Nominal Voltage	Noise Filter†				L-G	L-L	
RE-050-1R1X-A <sup>Δ</sup>	1	12 AWG	1	SPLIT	50/60 Hz	120/240 V	-	20 kA	200 kA	1	600	1200	1/2
RE-050-1R1X-C <sup>Δ</sup>	1	12 AWG	1	SPLIT	50/60 Hz	120/240 V	Yes	20 kA	200 kA	2	700	1200	1/2
RE-050-Y3WX-A	2	10 AWG	3	WYE	50/60 Hz	208Y/120 V	-	20 kA	200 kA	1	600	1000	3/4
RE-050-Y3WX-C	2	10 AWG	3	WYE	50/60 Hz	208Y/120 V	Yes	20 kA	200 kA	2	700	1200	3/4

Tested and Certified:

Type 1 SPDs (no filter) = UL 1449 (4th Edition), CSA C22.2 No. 269.1-14

Type 2 SPDs (filter) = UL 1449, UL 1283, CSA C22.2 No. 269.2-13, CSA C22.2 No. 8-13

Operating temperature range -40 - +150° F

Enclosure is rated to NEMA/UL Type 1, 2, 3, 3R, 3X, 4 and 4X

† Advanced UL 1283 rated electrical noise filter

Δ Mounting flange kit included

\* Type 1 = Permanently connected SPDs permitted to be installed between the secondary of the service transformer and the line side of the service equipment overcurrent device, as well as the load side, permitted to be installed without an external overcurrent protective device on the line side of the service entrance

Type 2 = Permanently connected SPDs intended for installation on the load side of the service equipment overcurrent device; including SPDs located at the branch panel

## TYPE SPD

### Features

- Commercial & industrial up to 4-mode surge protection
- Compact NEMA polycarbonate enclosure
- Indicator LED, blue for proper operational status, red to replace, optional audible alarm and relay contacts
- Surge current strength up to 100 kA
- UL 1449 Listed with advanced safety features
- Five year warranty

### Benefits

- First line of defense against externally generated surges
- Mounted outdoors or indoors external or internal to any electrical panel, non-submersible
- Easy monitoring of surge protection status
- Withstands severe lightning strikes, 100 kA unit provides extended service life
- Product longevity in the most demanding environments



Fig. 1

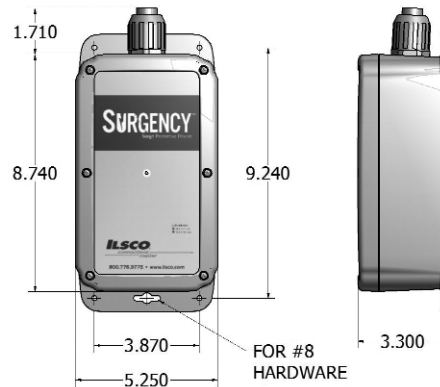


Fig. 2

Catalog Number	Figure Number	Electrical Characteristics				Nominal Voltage	Nominal Discharge Current	Short Circuit Current Rating (SCCR)	UL Voltage Protection Rating (VPR)				Conduit Size (in.)
		Phase	System	Per Mode Surge Current	AC Frequency				L-L	L-N	L-G	N-G	
SE-050-1S1X-*	1	1	SPLIT	50 kA	50/60 Hz	120/240 V	20 kA	200 kA	1200	600	1200	600	3/4
SE-100-1S1X-*	2	1	SPLIT	100 kA	50/60 Hz	120/240 V	20 kA	200 kA	1000	700	1000	700	3/4
SE-050-3Y1X-*	1	3	WYE	50 kA	50/60 Hz	208Y/120 V	20 kA	200 kA	1200	600	1200	600	3/4
SE-100-3Y1X-*	2	3	WYE	100 kA	50/60 Hz	208Y/120 V	20 kA	200 kA	1000	700	1000	700	3/4
SE-050-3Y2X-*	1	3	WYE	50 kA	50/60 Hz	480Y/277 V	20 kA	200 kA	2500	1200	2500	1200	3/4
SE-100-3Y2X-*	2	3	WYE	100 kA	50/60 Hz	480Y/277 V	20 kA	200 kA	2000	1200	2000	1200	3/4
SE-050-3N4X-*	1	3	DELTA	50 kA	50/60 Hz	480 V	20 kA	200 kA	4000	-	1800	-	3/4
SE-100-3N4X-*	2	3	DELTA	100 kA	50/60 Hz	480 V	20 kA	200 kA	4000	-	1800	-	3/4

Tested and Certified:

Type 1 SPDs (no filter) = UL 1449 (4th Edition), CSA C22.2 No. 269.1-14

Operating temperature range -40 to +150° F

Enclosure is rated to NEMA/UL Type 1, 2, 3, 3R, 3X, 4 and 4X

Type 1 = Permanently connected SPDs permitted to be installed between the secondary of the service transformer and the line side of the service equipment overcurrent device, as well as the load side, permitted to be installed without an external overcurrent protective device on the line side of the service entrance

Add on option code to catalog number

Option Code	UL/CSA Type	Indicator LED	Audible Alarm	Dry Relay Contact
A	1	•		
B	1	•	•	•

\* Indicates package and option code - A, B

## TYPE SPD

### Features

- Commercial & industrial up to 4-mode surge protection
- Compact NEMA polycarbonate enclosure
- Indicator LED, blue for proper operational status, red to replace, optional audible alarm and relay contacts
- Surge current strength up to 100 kA
- UL 1283 electrical noise filter
- UL 1449 Listed with advanced safety features
- Five year warranty

### Benefits

- First line of defense against externally generated surges
- Mounted outdoors or indoors external or internal to any electrical panel, non-submersible
- Easy monitoring of surge protection status
- Withstands severe lightning strikes, 100 kA unit provides extended service life
- Protects critical commercial and industrial equipment
- Product longevity in the most demanding environments



Fig. 1

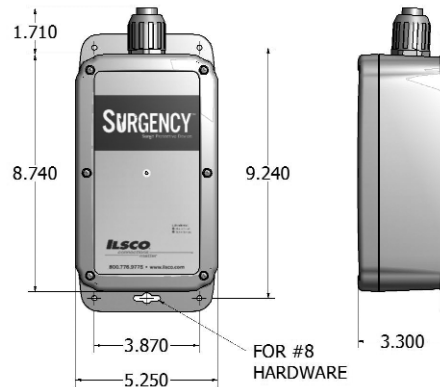


Fig. 2



Catalog Number	Figure Number	Electrical Characteristics				Nominal Voltage	Nominal Discharge Current	Short Circuit Current Rating (SCCR)	UL Voltage Protection Rating (VPR)				Conduit Size (in.)
		Phase	System	Per Mode Surge Current	AC Frequency				L-L	L-N	L-G	N-G	
SE-050-1S1X-*	1	1	SPLIT	50 kA	50/60 Hz	120/240 V	20 kA	200 kA	1200	700	1200	600	3/4
SE-100-1S1X-*	2	1	SPLIT	100 kA	50/60 Hz	120/240 V	20 kA	200 kA	1200	700	1200	700	3/4
SE-050-3Y1X-*	1	3	WYE	50 kA	50/60 Hz	208Y/120 V	20 kA	200 kA	1200	700	1200	600	3/4
SE-100-3Y1X-*	2	3	WYE	100 kA	50/60 Hz	208Y/120 V	20 kA	200 kA	1200	700	1200	700	3/4
SE-050-3Y2X-*	1	3	WYE	50 kA	50/60 Hz	480Y/277 V	20 kA	200 kA	2500	1200	2500	1200	3/4
SE-100-3Y2X-*	2	3	WYE	100 kA	50/60 Hz	480Y/277 V	20 kA	200 kA	2500	1200	2500	1200	3/4
SE-050-3N4X-*	1	3	DELTA	50 kA	50/60 Hz	480 V	20 kA	200 kA	4000	-	1800	-	3/4
SE-100-3N4X-*	2	3	DELTA	100 kA	50/60 Hz	480 V	20 kA	200 kA	4000	-	1800	-	3/4

Tested and Certified:

Type 2 SPDs (filter) = UL 1449, UL 1283, CSA C22.2 No. 269.2-13, CSA C22.2 No. 8-13

Operating temperature range -40 to +150° F

Enclosure is rated to NEMA/UL Type 1, 2, 3, 3R, 3X, 4 and 4X

Type 2 = Permanently connected SPDs intended for installation on the load side of the service equipment overcurrent device; including SPDs located at the branch panel

Add on option code to catalog number

Option Code	UL/CSA Type	Indicator LED	Audible Alarm	Dry Relay Contact	Electrical Noise Filter†
C	2	•			•
D	2	•	•	•	•

\* Indicates package and option code - C, or D

† Advanced UL 1283 rated electrical noise filter

# SURGENCY™ Surge Protective Device - Type 1 Series XE - Commercial & Industrial

## TYPE SPD

### Features

- Commercial & industrial surge protection, up to 7 protection modes
- Compact NEMA polycarbonate enclosure
- Indicator LED, blue for proper operational status, red to replace, optional audible alarm and relay contacts
- Surge current strength up to 100 kA
- UL 1449 Listed with advanced safety features
- Ten year warranty

### Benefits

- Protects equipment downstream of electrical service entrance
- Mounted outdoors or indoors external or internal to any electrical panel, non-submersible
- Easy monitoring of surge protection status
- Withstands severe lightning strikes, 100 kA unit provides extended service life
- Product longevity in the most demanding environments



Catalog Number	Electrical Characteristics					Nominal Discharge Current	Short Circuit Current Rating (SCCR)	UL Voltage Protection Rating (VPR)				Conduit Size (in.)
	Phase	System	Per Mode Surge Current	AC Frequency	Nominal Voltage			L-L	L-N	L-G	N-G	
XE-050-1P1X-*	1	SINGLE	50 kA	50/60 Hz	100~140 V	20 kA	200 kA	-	700	700	700	3/4
XE-100-1P1X-*	1	SINGLE	100 kA	50/60 Hz	100~140 V	20 kA	200 kA	-	700	700	700	3/4
XE-050-1P2X-*	1	SINGLE	50 kA	50/60 Hz	220~280 V	20 kA	200 kA	-	1200	1200	1200	3/4
XE-100-1P2X-*	1	SINGLE	100 kA	50/60 Hz	220~280 V	20 kA	200 kA	-	1200	1200	1200	3/4
XE-050-1S1X-*	1	SPLIT	50 kA	50/60 Hz	120/240 V	20 kA	200 kA	1000	700	700	700	3/4
XE-100-1S1X-*	1	SPLIT	100 kA	50/60 Hz	120/240 V	20 kA	200 kA	1000	700	700	700	3/4
XE-050-3Y1X-*	3	WYE	50 kA	50/60 Hz	208Y/120 V	20 kA	200 kA	1000	700	700	700	3/4
XE-100-3Y1X-*	3	WYE	100 kA	50/60 Hz	208Y/120 V	20 kA	200 kA	1000	700	700	700	3/4
XE-050-3Y2X-*	3	WYE	50 kA	50/60 Hz	480Y/277 V	20 kA	200 kA	2000	1200	1200	1200	3/4
XE-100-3Y2X-*	3	WYE	100 kA	50/60 Hz	480Y/277 V	20 kA	200 kA	2000	1200	1200	1200	3/4
XE-050-3Y3X-*	3	WYE	50 kA	50/60 Hz	600Y/347 V	20 kA	200 kA	3000	1500	1500	1500	3/4
XE-100-3Y3X-*	3	WYE	100 kA	50/60 Hz	600Y/347 V	20 kA	200 kA	3000	1500	1500	1500	3/4
XE-050-3D1X-*	3	HI-LEG DELTA	50 kA	50/60 Hz	240D/120 V	20 kA	200 kA	1200/1800	700/1200	700/1200	700	3/4
XE-100-3D1X-*	3	HI-LEG DELTA	100 kA	50/60 Hz	240D/120 V	20 kA	200 kA	1200/1800	700/1200	700/1200	700	3/4
XE-050-3N4X-*	3	DELTA	50 kA	50/60 Hz	480 V	20 kA	200 kA	1800	-	1800	-	3/4
XE-100-3N4X-*	3	DELTA	100 kA	50/60 Hz	480 V	20 kA	200 kA	1800	-	1800	-	3/4
XE-050-3N6X-*	3	DELTA	50 kA	50/60 Hz	600 V	20 kA	200 kA	3000	-	3000	-	3/4
XE-100-3N6X-*	3	DELTA	100 kA	50/60 Hz	600 V	20 kA	200 kA	3000	-	3000	-	3/4

Tested and Certified:  
Type 1 SPDs (no filter) = UL 1449 (4th Edition), CSA C22.2 No. 269.1-14

Operating temperature range -40 to +150° F

Enclosure is rated to NEMA/UL Type 1, 2, 3, 3R, 3X, 4 and 4X

Type 1 = Permanently connected SPDs permitted to be installed between the secondary of the service transformer and the line side of the service equipment overcurrent device, as well as the load side, permitted to be installed without an external overcurrent protective device on the line side of the service entrance

Add on option code to catalog number

Option Code	UL/CSA Type	Indicator LED	Audible Alarm	Dry Relay Contact
A	1	•		
B	1	•	•	•

\*Indicates Package and option code- A, B

## TYPE SPD

### Features

- Commercial & industrial surge protection, up to 7 protection modes
- Compact NEMA polycarbonate enclosure
- Indicator LED, blue for proper operational status, red to replace, optional audible alarm and relay contacts
- Surge current strength up to 100 kA
- UL 1283 electrical noise filter
- UL 1449 Listed with advanced safety features
- Ten year warranty

### Benefits

- Protects equipment downstream of electrical service entrance
- Mounted outdoors or indoors external or internal to any electrical panel, non-submersible
- Easy monitoring of surge protection status
- Withstands severe lightning strikes, 100 kA unit provides extended service life
- Protects critical commercial and industrial equipment
- Product longevity in the most demanding environments



Catalog Number	Electrical Characteristics					Nominal Discharge Current	Short Circuit Current Rating (SCCR)	UL Voltage Protection Rating (VPR)				Conduit Size (in.)
	Phase	System	Per Mode Surge Current	AC Frequency	Nominal Voltage			L-L	L-N	L-G	N-G	
XE-050-1P1X-*	1	SINGLE	50 kA	50/60 Hz	100~140 V	20 kA	200 kA	-	700	700	700	3/4
XE-100-1P1X-*	1	SINGLE	100 kA	50/60 Hz	100~140 V	20 kA	200 kA	-	700	700	700	3/4
XE-050-1P2X-*	1	SINGLE	50 kA	50/60 Hz	220~280 V	20 kA	200 kA	-	1200	1200	1200	3/4
XE-100-1P2X-*	1	SINGLE	100 kA	50/60 Hz	220~280 V	20 kA	200 kA	-	1200	1200	1200	3/4
XE-050-1S1X-*	1	SPLIT	50 kA	50/60 Hz	120/240 V	20 kA	200 kA	1200	700	700	700	3/4
XE-100-1S1X-*	1	SPLIT	100 kA	50/60 Hz	120/240 V	20 kA	200 kA	1200	700	700	700	3/4
XE-050-3Y1X-*	3	WYE	50 kA	50/60 Hz	208Y/120 V	20 kA	200 kA	1200	700	700	700	3/4
XE-100-3Y1X-*	3	WYE	100 kA	50/60 Hz	208Y/120 V	20 kA	200 kA	1200	700	700	700	3/4
XE-050-3Y2X-*	3	WYE	50 kA	50/60 Hz	480Y/277 V	20 kA	200 kA	2500	1200	1200	1200	3/4
XE-100-3Y2X-*	3	WYE	100 kA	50/60 Hz	480Y/277 V	20 kA	200 kA	2500	1200	1200	1200	3/4
XE-050-3D1X-*	3	HI-LEG DELTA	50 kA	50/60 Hz	240D/120 V	20 kA	200 kA	1200/2000	800/1200	700/1200	700	3/4
XE-100-3D1X-*	3	HI-LEG DELTA	100 kA	50/60 Hz	240D/120 V	20 kA	200 kA	1200/2000	800/1200	700/1200	700	3/4
XE-050-3N4X-*	3	DELTA	50 kA	50/60 Hz	480 V	20 kA	200 kA	2000	-	1800	-	3/4
XE-100-3N4X-*	3	DELTA	100 kA	50/60 Hz	480 V	20 kA	200 kA	2000	-	1800	-	3/4

Tested and Certified:  
Type 2 SPDs (filter) = UL 1449, UL 1283, CSA C22.2 No. 269.2-13, CSA C22.2 No. 8-13

Operating temperature range -40 to +150° F

Enclosure is rated to NEMA/UL Type 1, 2, 3, 3R, 3X, 4 and 4X

Type 2 = Permanently connected SPDs intended for installation on the load side of the service equipment overcurrent device; including SPDs located at the branch panel

Add on option code to catalog number

Option Code	UL/CSA Type	Indicator LED	Audible Alarm	Dry Relay Contact	Electrical Noise Filter‡
C	2	•			•
D	2	•	•	•	•

\*Indicates Package and option code- C or D

‡ Advanced UL 1283 rated electrical noise filter